



ECONOMY • EXCELLENCE • ETHICS
www.merinoindia.com | www.merinoestrooms.com

MERINO RESTROOMS
THOUGHTFUL SOLUTIONS

PRODUCT CATALOGUE





ECONOMY ♦ EXCELLENCE ♦ ETHICS



CONTENTS

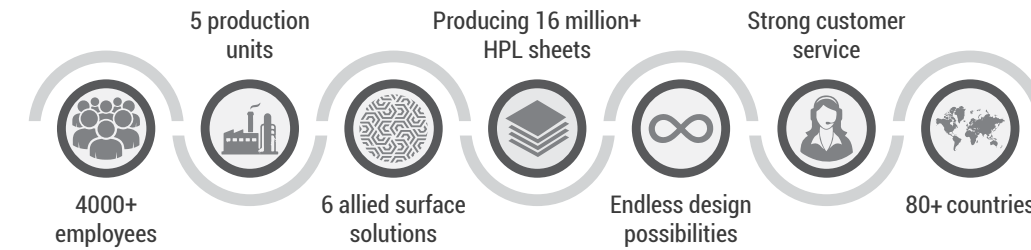
The Merino Group	01	Our Range	36
Mission, Vision, Motto	02	Merino Back to School Series	77
Merino Restroom Solutions	03	PD Doors	93
Our Journey	05	Lockers	97
Puri Wash	07	Urinal Modesty Panels	103
Foot Latch.....	11	Grab Bars	107
Vanity Systems	15	Wall Protection in Restrooms	111
Thoughtful Solutions	19	Changing Rooms	113
Application Areas for Merino Restrooms	23	Shower Cubicles	114
USPs of Merino Restrooms	25	Women-centric Restrooms	115
Partnership with Besco	26	Restrooms for Geriatrics	116
Compact Laminate	27	Design Range	117
Brick Cubicles v/s Merino Restrooms	31	Prestigious Clientele	121
Construction Overview	33	BOQ	123
Installation Situations	35	Contact.....	145

All the menu items mentioned above are hyperlinked to their respective pages.
Click on any item to go to the respective page.



THE MERINO GROUP

Since its inception in 1965, the Merino Group is a leading player in all its verticals. From the debut of its first product Plywood, in 1974 to launching high-pressure decorative laminates in 1981, Merino Group now has a global market presence in over 6 continents with an annual turnover of US \$215 million in FY 2018-19. The Group has diverse business interests that expand into Interior Architectural Products, Information Technology, and Food and Agro Technology. With over 4000 employees, 5 production units and a significant surge in its revenue, the Group continues to grow in a rapidly changing and ever-evolving market. With more than six allied surface solutions having endless design possibilities, Merino ensures a consistent range of superior quality products. With innovation at its core, the Merino Group commits to the highest manufacturing standards with a strong customer support.



OUR MISSION

UNIVERSAL WEAL THROUGH TRADE AND INDUSTRY.

OUR VISION

GLOBAL COMPETENCE AND GLOBAL COMPETITIVENESS IN EVERY LINE OF BUSINESS BY SYNERGISING WESTERN WORK CULTURE AND INDIAN ETHOS.

OUR MOTTO

OUR ENDEAVOUR IS TO MAXIMISE THE PRODUCT VALUE (EXCELLENCE), MAINTAIN AFFORDABILITY (ECONOMY) AND DEAL FAIRLY AND TRANSPARENTLY IN ALL OUR RELATIONSHIPS (ETHICS).



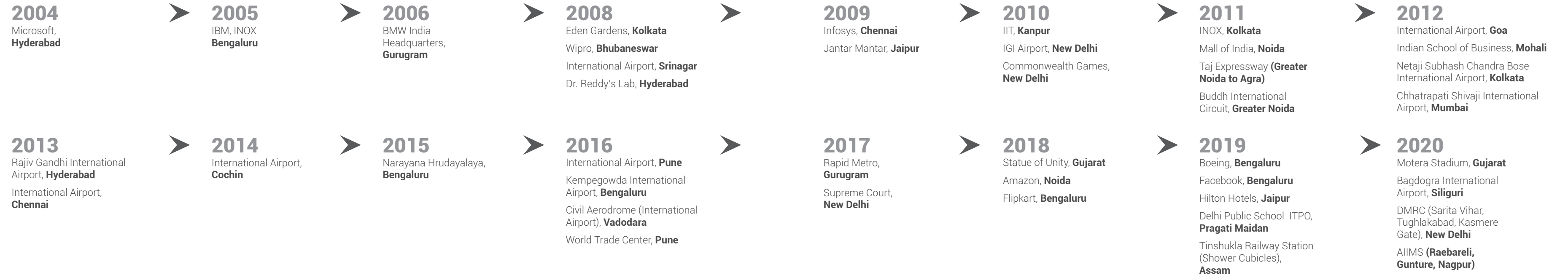
MERINO RESTROOM SOLUTIONS

Founded in the year 2004, Merino Restrooms is the pioneer in restroom cubicle solutions in India. Merino Restrooms with its decade-long experience has the largest market share with more than 30,000 successful projects, making it the market leader in restroom space. Merino Restrooms embarked on its journey in collaboration with Besco, Singapore, which is a world leader in restroom solutions. The partnership entering its seventeenth year has enabled Merino to provide unrivalled quality and global standards of public restrooms in India. Merino Restrooms are installed in a variety of public and private places such as Corporate Offices, Government Institutions, Hospitals, Malls, Hotels, Educational Institutions, Tourist Places, Public Transport Stations, Airports, Stadiums etc.




OUR JOURNEY

PROJECTS



PRODUCT LAUNCH



PURIWASH

New Arrival

A mobile foot operated hand wash station that can be placed in any premises serving as a hands-free, hand washing kiosk eliminating the need to visit restrooms or toilets only to wash hands.

WHY PURIWASH?

One can control hygiene in a private place but being in a public space brings many complex challenges for this simple task. Using sanitizers is convenient, but they are of limited help if your hands are dirty or greasy.

The best and most effective method is to wash your hands with soap and water, which renders absolute cleanliness. But hand washing facility is not always available in public places and visiting the restroom just to wash hands may not be convenient.



SLATE 22099



PEDAL OPERATED WATER FLOW



WASTE BAG HOLDER



INBUILT FRESH & WASTEWATER STORAGE



SENSOR OPERATED SOAP DISPENSER



ANTI BACTERIAL SURFACE

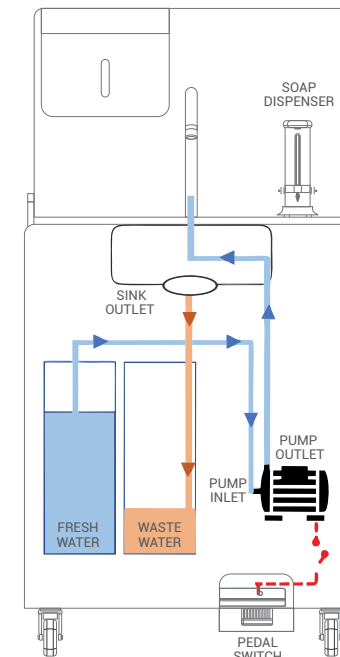


WATER RESISTANT SURFACE



HIGH IMPACT RESISTANCE

WORKING & FAQs



FAQs

- Q. What is the warranty offered on PurIWash?
A. 1 Year on all components and 5 Years on Compact.
- Q. Can the PurIWash be used by children?
A. Yes, above 10 years of age.
- Q. Can the PurIWash be used by differently abled people?
A. No.
- Q. Is PurIWash a DIY product?
A. No, PurIWash is a plug n play product.
- Q. What is the capacity of each tank of PurIWash?
A. 20 Litres.
- Q. Does PurIWash have a sanitizer holder/dispenser?
A. No, user can place it on the counter.
- Q. Does water flow for fixed time after pressing the pedal once?
A. No, water only flows as long as the pedal is pressed with the foot.
- Q. Does the water pump run on electricity or is battery powered?
A. It runs on 220V AC supply.

SHADES AVAILABLE



40499 SALT & PEPPER



11005 NEO HIGHLAND PINE



10510 MAGAS WALNUT BRONZE



10858 WENGE



22099 SLATE



OTHER VARIANTS



COMPACT STATIC
Compact made static unit with external connections for freshwater and drainage



LAMINATE MOBILE
Mobile Unit with internal storage made of plywood and laminate



LAMINATE STATIC
Plywood and laminate made static unit with external connections for freshwater and drainage

SPECIFICATIONS

Specification	Compact Mobile	Laminate Mobile	Compact Static	Laminate Static
Water Dispense Mechanism	Electrical	Electrical	Mechanical	Mechanical
Dry Weight (Approx.)	76 Kgs	63 Kgs	48.5 Kgs	38 Kgs
Cabinet Material	Anti-Bacterial Compact (HPL)	Anti-Bacterial Compact (HPL)	Plywood and Laminate	Plywood and Laminate
Countertop	Anti-Bacterial Compact (HPL)	Anti-Bacterial Compact (HPL)	Anti-Bacterial Compact (HPL)	Anti-Bacterial Compact (HPL)
Chrome Plated Brass Faucet (with Atomizer)	✓	✓	✓	✓
Multi fold Mini tissue dispenser	✓	✓	✓	✓
Automatic sensor-based soap dispenser (350ml)	✓	✓	✓	✓
Integrated Waste Bag Holder	✓	✓	✓	✓
Water Pump	✓	✓	-	-
Water Tanks	✓	✓	-	-
Additional Tanks	✓	✓	-	-

APPLICATION AREAS



FOOT LATCH

New Arrival

A restroom cubicle accessory that allows the user to lock and unlock a cubicle using his foot eliminating the need to use doorknobs which can only be operated by hand posing risk of infection.

WHY FOOT LATCH?

- Reduces the risk of catching infection by touching cubicle doorknobs.
- Can be retrofitted in any existing cubicle doors.
- Can be easily installed quickly by any carpenter without any formal training.
- Integrated occupancy indicator



OUTSIDE VIEW



INSIDE VIEW



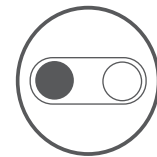
FOOT OPERATED



HIGH IMPACT RESISTANCE



WATER RESISTANT SURFACE



INTEGRATED OCCUPANCY INDICATOR



QUICK & EASY INSTALLATION



WORKS WITH BOTH INWARD & OUTWARD OPENING DOORS



VERSATILE CAN BE INSTALLED ON ANY DOOR

WORKING & SPECIFICATIONS



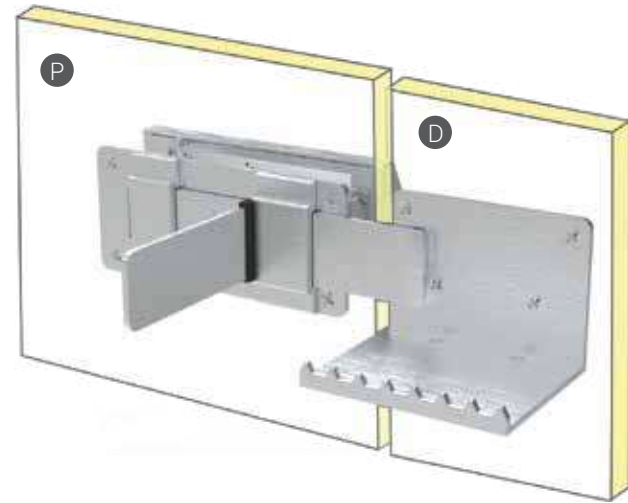
Country of Origin	India
Application	Restroom Door Hardware, Internal Door Hardware
Dimensions	Package (in mm) : 110 x 114 x 45
Number of Components	4 (Foot Slider, Foot Pull, Push Plate and Occupancy Indicator Assembly)
Material	SS 304
Occupancy Indicator	Yes (with Color Blind option)
Joinery Mechanism	M4 SS screws (Included in the package)
Weight	350 gms (0.350 Kg)
Test/Certificates	Salt Spray Test (1500 Hours)

Finishes	Brushed Satin Finish (Also available in Lacquered and Powder coating)
Operations	Inward opening, Outward Opening Doors
Door Swings	Left and Right
Accessibility Feature	No
Projects Type	New Installations , Retro Projects
Door Thickness	12mm and 18mm
Door Material	HPL Compact, Plywood, Particle board, MDF, HDF, Solid Wood (Does not work with Glass or Metal Doors)
Keys Required	No

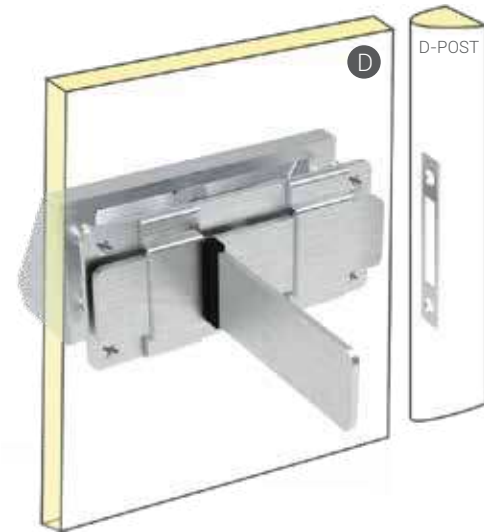
FOOT LATCH TYPES

- 12mm inward opening door with door stopper
- 12mm outward opening door with door stopper
- 18mm inward opening door with door stopper
- 18mm outward opening door with door stopper
- 12mm outward opening door with routing edge
- 18mm outward opening door with routing edge
- 12mm inward opening PD door
- 12mm outward opening PD door

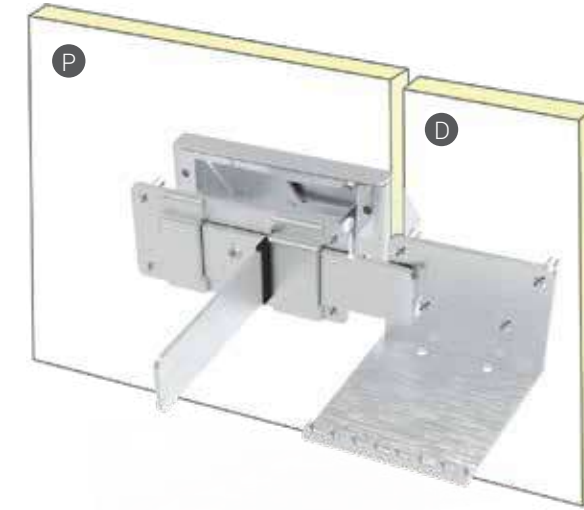




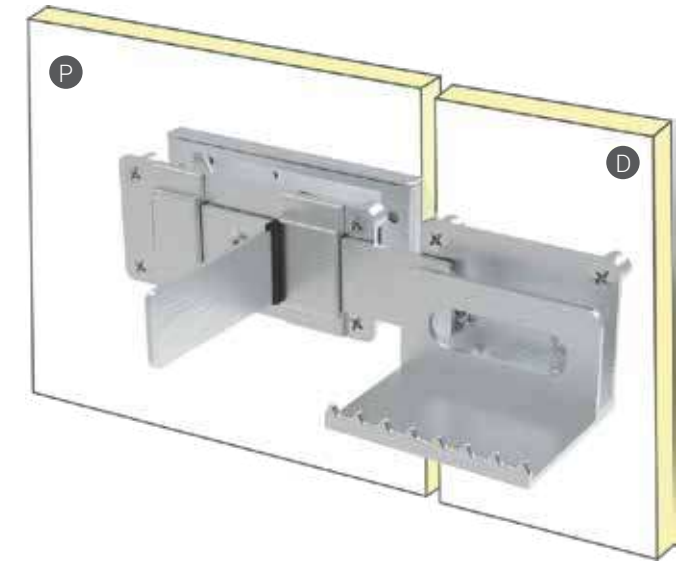
12MM INWARD OPENING DOOR WITH DOOR STOPPER



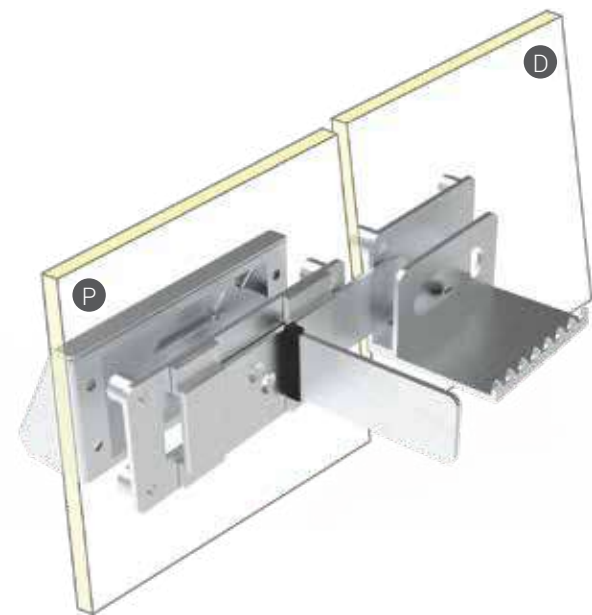
12MM INWARD OPENING PD DOOR



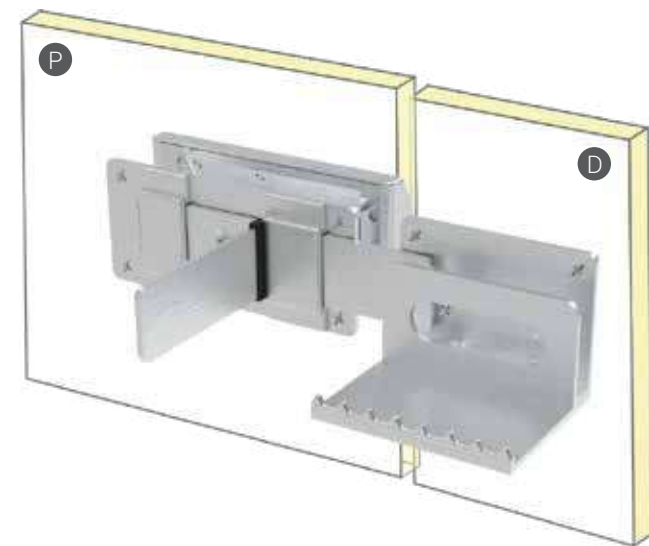
18MM INWARD OPENING DOOR WITH DOOR STOPPER



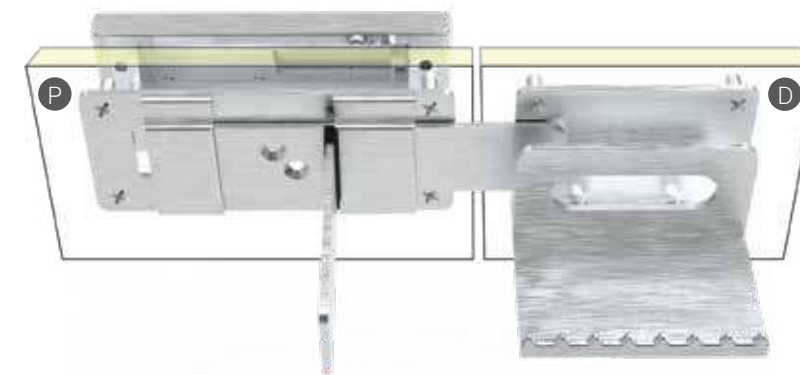
18MM OUTWARD OPENING DOOR WITH DOOR STOPPER



12MM OUTWARD OPENING DOOR WITH DOOR STOPPER



12MM OUTWARD OPENING DOOR WITH ROUTING EDGE



18MM OUTWARD OPENING DOOR WITH ROUTING EDGE



12MM OUTWARD OPENING PD DOOR

P - PILASTER D - DOOR

P - PILASTER D - DOOR



VANITY SYSTEMS

New Arrival

Over the years, Merino has designed, built, and installed thoughtful restroom solutions that have always kept user experience at top priority. We have continually added new offerings in our portfolio to provide an integrated ecosystem of restroom products, serving as a one-stop solution for all your restroom needs.

Taking one step further in this direction, Merino presents the newest addition to its product basket – premium & stylish Vanity Systems which aim to provide homogenous aesthetics in the entire restroom.

KEY FEATURES

- Merino's vast experience with different materials like Compact, Plywood, Laminates, Solid Surface etc. offers endless possibilities.
- Modular design which ensures customization, cost effectiveness, speedy installation, uniform looks and tailored solutions.
- Similar installation themes as Merino Restroom Cubicles offering uniformity in entire scheme of things.
- Thoughtful Features – Merino Vanity Systems are intelligently designed to offer thoughtful augmentations unimagined in traditional vanity systems e.g. Waste Receptacles.
- Can accommodate wide range of sanitary hardware (diff variety of faucets, different types of sink like Vanity Top, Drop-in, Under-mount etc) of all types and brands.



ANTI-BACTERIAL



FIRE RESISTANCE



SCRATCH RESISTANT



EASY TO CLEAN



HIGH IMPACT RESISTANCE



WATER RESISTANT



INTEGRATED WASTE RECEPTACLES



GREAT DEGREE OF CUSTOMIZATION



FLOOR MOUNTED

WALL MOUNTED



MATERIALS USED

12 mm Merino Solid Surface

18 mm BWR Ply

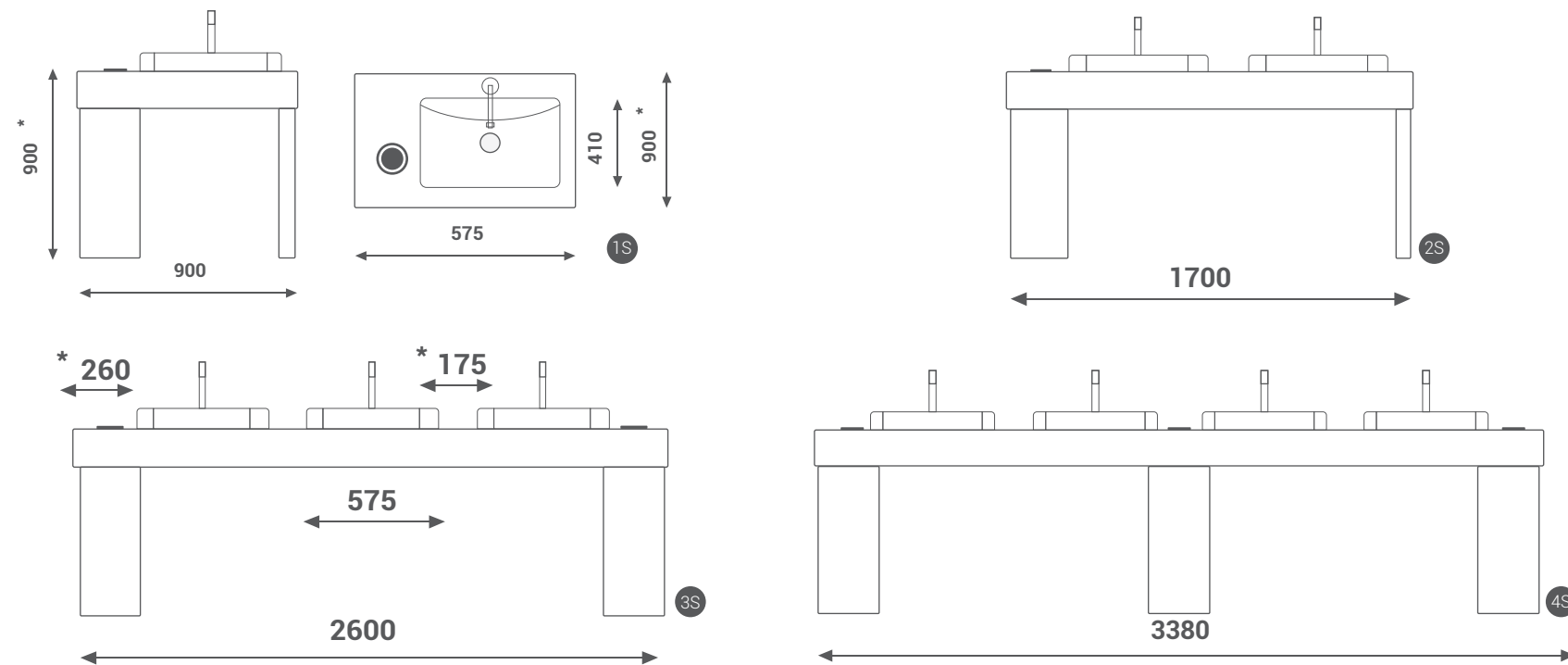
18 mm Plywood substrate (Optional)

40 x40 MS Frame (PC)

6-9 mm Compact



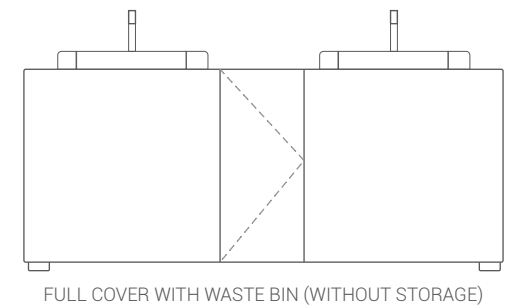
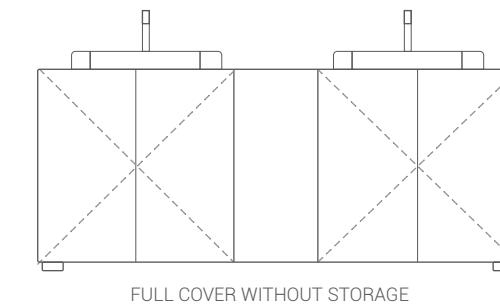
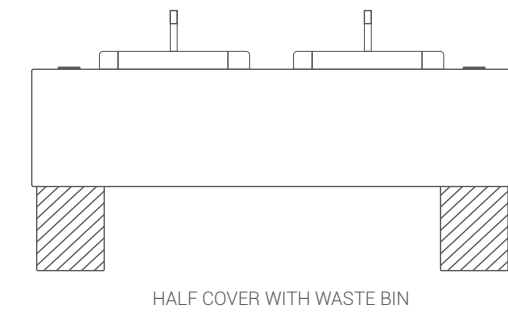
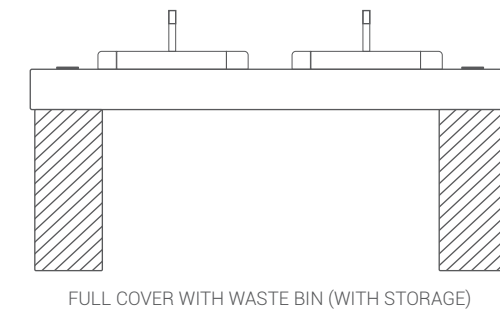
CLUSTER PLANNING



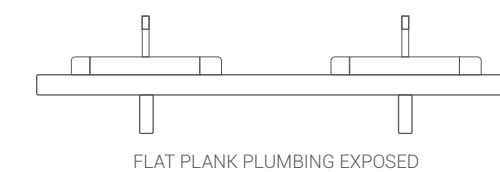
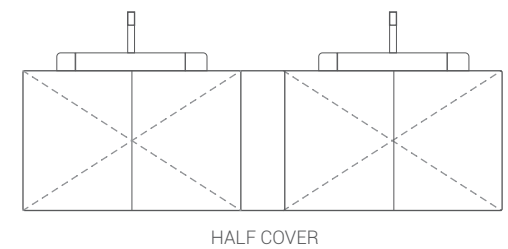
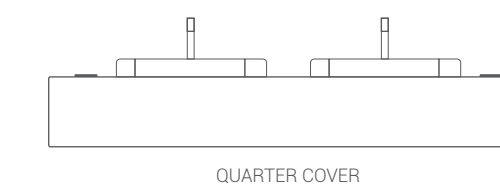
All dimensions are in mm and may differ as per site conditions

CUSTOMIZATION OPTIONS

FLOOR MOUNTED



WALL MOUNTED



Note- Merino also offers Counter Splash Back Customization



THOUGHTFUL SOLUTIONS

Bringing thoughtful solutions for 21st century businesses reads our catchline; because it's ultimately the meticulously done little details that make a big difference. When we made the blueprint for the 'restrooms of today', we were clear on certain aspects such as providing maximum comfort, hygiene, convenience and aesthetics to people of all age groups. Thus were born Merino Restrooms - a vast range of restroom models focusing on small details that matter the most while using a restroom in public and private space. Such accessories like grab bars, pad dispensers, baby minders, anti-finger trap hinges and even anti-bacterial walls took place of mundane designs to transform the overall restroom experience for a user. The cubicle format of these restrooms also facilitates ease of installation, cleaning and maintenance.



SOLUTIONS THAT MAKE A DIFFERENCE



BABY MINDER

Usage -

- For convenience of women to keep their babies safe while they use the restroom
- Baby minders also serve as nappy changing station

Ideal for - Malls, Travel Hotspots

Specs - Durable & High-Quality HDPE (High Density Polyethylene); USP Equipped With Safety Belt To Secure Baby When Sitting; Dimensions: H:510 mm W:340 mm D:328 mm



SHOPPING BAG HOOKS

Usage - Convenience for restroom users specially shopping women to hang light articles/ shopping bags avoiding the need to keep them on dirty/wet restroom floor

Ideal for - Malls

Specs - SS 304 Chrome Plated



MAKE UP MIRROR

Usage -

- Convenience for women to fix make-up in a private space without any unwanted attention
- Ideal for women hopping to parties after office

Ideal for - Corporate, Pubs, Banquet Halls

Specs - Mirror Size(8"X1"X8") Moc-SS, Brass-Chrome Plated



HAND SANITIZER DISPENSER

Usage - COVID has forced many facilities to change their infrastructure to sensor based, hands-free operation. But either due to cost optimization or difficult infrastructural issues, still there are many areas in restrooms, which requires manual interventions. (Handles, Flush, Health Faucet etc.). Just like tissue holders, we need to strategically place these sanitizer dispensers within a cubicle to facilitate users

Ideal for - All public restrooms

Specs - SS 304-Chrome Plated



SANITARY PAD DISPENSER

Usage -

- For convenience of women to dispense pads when required by inserting coins
- Provide safer and convenient place for women to change sanitary pads

Ideal for - Travel Hotspots, Malls, Schools, Corporates

Specs - Capacity : 30 Pads ,Coin Selector : 5 Rupees , Material- CrCA Steel, Powder Coated




GRAB BARS

Usage - Convenience for pregnant women(in later stage of pregnancy) and elderly to take support of grab bars while getting up

Ideal for - All public restrooms

Specs - SS 304-Chrome Plated



DUAL GRAB BARS

Usage - Bidirectional support for sick/elderly/specially abled people to get up in a restroom

Ideal for - All public restrooms

Specs - SS 304-Chrome Plated



TISSUE ROLL HOLDER

Usage - Earlier, usage of tissues in the restroom was limited to just wiping, but due to COVID, people are apprehensive to touch surfaces in public spaces and hence, tissues are now being used to touch these surfaces (Handles, Flush, health faucet, faucet etc).

Ideal for - All public restrooms

Specs - Brass, Chrome Plated



ZERODOR WATERLESS URINALS

Usage - Waterless Urinals do not require water for flushing and can be used in public restrooms to save water and energy thus, contributing significantly towards saving environment.

Ideal for - All public restrooms

Specs - Available in SS and ABS

Images shown above are for representation purpose only.



APPLICATION AREAS FOR MERINO RESTROOMS



TRAVELLING HOTSPOT

- Railway and Metro Stations
- Bus Stations
- Fuel Stations
- Sea/Water Ports



EDUCATIONAL

- Montessori
- Pre-School
- Primary and Secondary Schools
- Colleges and Institutes
- Universities



TOURIST, RELIGIOUS AND PUBLIC PLACES

- Tourist Hotspots
- Religious Places
- Public Spaces and Utilities
- Municipal Toilets



SPORTS, RECREATION AND WELLNESS

- Sporting Arenas, Academies and Stadiums
- Gyms and Fitness Centres
- Clubs and Club Houses
- Salons, Beauty Centres and Spas
- Amusement Parks and Entertainment Zones



OFFICES

- Private/Corporate Offices
- Government Offices



HEALTHCARE

- Hospitals
- Nursing Homes
- Diagnostic Centres and Clinics
- Pathology Labs



INDUSTRY AND WAREHOUSE

- Factory Campuses
- Warehouses and Godowns
- Film Studios and Auditoriums
- Trade Fair Grounds



COMMERCIAL, RETAIL AND CINEMA

- Commercial Complexes
- Retail
- Cinemas
- Showrooms and Repair Centres



Shopping Complexes
DLF Mall of India, Delhi NCR



Corporate Offices
Microsoft, Hyderabad



Hospitals



Stadiums
Eden Garden, Kolkata



Schools



Tourist Places
Statue of Unity, Gujarat



Government Buildings
Supreme Court of India, New Delhi



Airports
Chhatrapati Shivaji International Airport, Mumbai



Manufacturing Hubs



Holy Shrines
Kartarpur Corridor Passenger Terminal, Gurdaspur



Colleges
IIT Kanpur

SOME IMPORTANT FACTS:
More than 2,66,000 cubicles sold till date | 11,57,100 square metres of cubicle area sold which is equivalent to almost 70 cricket fields | More than 50% of the passenger airports in India use MRS



USPs OF MERINO RESTROOMS

ABILITY TO CUSTOMISE

Merino's strength lies in its ability to customise the cubicles according to the special needs of clients. Be it any structural challenge, a new shape or design, Merino's engineering team defies all odds to fulfil the wishes of its clients.

INSTALLATION BY MERINO

Merino Restrooms installs almost every project through its in-house sales teams which ensure efficient, timely and perfect execution, setting it apart from the competition.

EXTENSIVE SALES AND SERVICE NETWORK

Unlike other players, restrooms is not a fit and forget carpentry job for Merino. For Merino, restrooms are a serious undertaking which stands on solid pillars of innovation, customer centricity and most importantly impeccable after sales service. Merino has a strong network of a sales team and an installation team that can be at the customer's service within 48 hours pan India.

STATE-OF-THE-ART PRODUCTION FACILITY

Merino Restrooms makes its own High-Pressure Compact Laminate in its state-of-the-art facility at Hapur, Uttar Pradesh and Dahej, Gujarat. It enables sound control not just over raw material but also on the extremely critical supply chain. The facility boasts of machines from European companies like Schelling, Homag and Biesse which enable extremely precise cutting and finishing of restroom cubicle panels.

IN-HOUSE RESIN PRODUCTION

Resins are the backbone of any High Pressure Laminate and Merino commands full quality control over it by manufacturing required resins in its own facilities.

PARTNERSHIP WITH BESCO

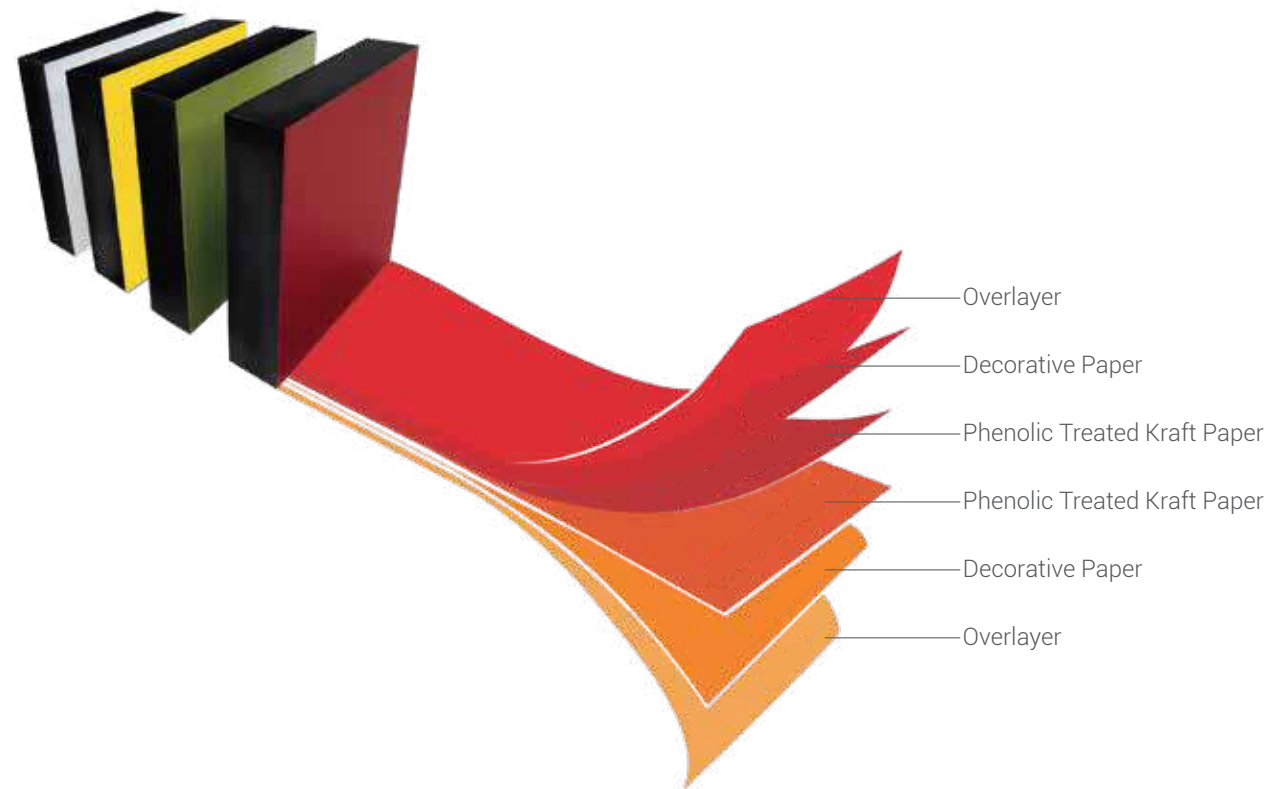
Merino Restrooms' technical collaboration with Besco Systems, Singapore has enabled it to deliver unrivalled quality and wide range of restrooms in a variety of colours, designs and accessories. Besco being a world leader in restroom space has enabled Merino to provide global standards in restroom industry in India. Today, Merino and Besco complement each other with critical R&D in various areas to efficiently utilise each other's expertise paving a way for even better, affordable and user-friendly restroom solutions.



COMPACT LAMINATE

The solid compact laminate (Phenolic core board) consists of layers of cellulose fibrous material (normally paper) impregnated with thermosetting resins and bonded together by the high pressure process. The surface on both sides, having decorative colours or designs, are impregnated with melamine based resins. The core layers are impregnated with phenolic based resins. The high pressure process is defined as the simultaneous application of heat (temperature >120°C) and high specific pressure (>5 MPA), to provide flowing and subsequent curing of the thermosetting resins to obtain a homogeneous non-porous material with increased density (>1350 kg/m³), and with the required surface finish. The board is manufactured as per EN-438.

Compact panels are also available with enhanced anti-bacterial properties with the name 'AB+' thereby providing extra protection from bacteria. These are ideal for toilets made for hospitals, pathological labs, nursing homes, medical research facilities and also in areas where bacteria can spread rapidly like swimming pools, gyms etc.



QR Code for downloading Compact Specifications

S. NO.	PROPERTIES	UNIT	DESCRIPTION	SPECIFICATIONS	Merino Value
1	Specific gravity/ Density	kg/m ³	Density of a substance is its mass per unit volume.	>=1350	>=1350
2	Weight 12 mm thickness	kg/m ²	Weight as the force exerted on a body by gravity.	17
3	Weight 18 mm thickness	kg/m ²		25
4	Thickness tolerance (12 mm to 16 mm)	mm	The distance between the top and bottom or front and back surfaces.	(+/-0.6)	(+/-0.6)
5	Thickness tolerance (16 mm to 20 mm)	mm		(+/-0.7)	(+/-0.7)
6	Length and width tolerance	mm	Tolerances specify the deviation from a specific dimension.	(+10 mm/- 0 mm)	(+10 mm/- 0 mm)
7	Squareness	mm/m	The condition of being square (Right angle).	1.5 (Max.)	< 1.5
8	Edge straightness	mm/m	Straightness, is a tolerance that controls the form of a line somewhere on the surface.	1.5 (Max.)	< 1.5
9	Edge chipping	mm	The breaking of edges.	3 mm (Max.)	< 3 mm
10	Flatness(10.0 <=t)	mm/m	How flat a surface is regardless of any other datum's.	3 mm (Max.)	<=3 mm
11	Dimensional stability at elevated temperature (Machine direction)	% (Max.)	Ability of a material to maintain its original dimensions while being exposed to humid environment or elevated temperature.	0.30%	< 0.16%
12	Dimensional stability at elevated temperature (Cross direction)	% (Max.)		0.60%	< 0.35%
13	Tensile strength	Mpa	The resistance of a material to breaking under tension.	60 (Min.)	> 60
14	Flexural strength	Mpa	The maximum bending stress that can be applied to that material before it yields.	80 (Min.)	>100
15	Flexural modulus	Mpa	Flexural modulus is an intensive property that is computed as the ratio of stress to strain in flexural deformation, or the tendency for a material to bend.	9000 (Min.)	> 10000
16	Resistance to crazing	Appearance	Crazing is the phenomenon that produces a network of fine cracks on the surface of a material.	>= 4	4
17	Resistance to water vapor	(Grade not worse than)	Material's ability to resist penetration of moisture from the air.	3 (Gloss finish) & 4 (Other finish)	3 & 4
18	Resistance to impact by large diameter ball (at drop height of 1800 mm min.)	mm	An impact is a high force or shock applied over a short time period when two or more bodies collide.	Indentation diameter 10 (max.)	10
19	Resistance to scratching	Smooth Finish	Resistance of a mineral to being scratched.	>=2	2
		Texture Finish		>=3	3
20	Resistance to surface wear (Initial point)	Rev (min.)	Loss of material from a surface by means of some mechanical action.	150	150
21	Resistance to surface wear (Wear value)	Rev (min.)		350	>400
22	Resistance to dry heat at 180°C	Appearance (Grade not worse than)	Observation of elements by exposing a hot pot with full of hot oil at 180° C to see its impact on material.	3 (Gloss finish) & 4 (Other finish)	3 & 4
23	Resistance to immersion in boiling water [Increase in thickness].	% (Max.)	The dimensional changes in the material when the structure is exposed to humid environment or elevated temperature.	2	<1%
24	Resistance to immersion in boiling water [Increase in mass].	% (Max.)		2	<1%
25	Resistance to cigarette burn	Appearance (Grade not worse than)	Resistance to cigarette burn.	3	3



PRODUCT PERFORMANCE

PROOF OF EXCELLENCE

At Merino, maintaining quality is a tradition which is lived with passion. We encourage adherence to safety standards, promote ease-of-application, strive to reduce installation time, and help our customers maintain beautiful interiors with a wide range of Merino products.



Impact Resistant



Water Resistant



Anti-Bacterial



Fire Resistant



Scratch Resistant



Easy to Clean



Graffiti Resistant



Termite Resistant



Abrasion Resistant



Fast Colours and Durable



Flexibility of Design and Space Saving



Wide Choice of Colours



Chemical Resistant



Cigarette Burn Resistant



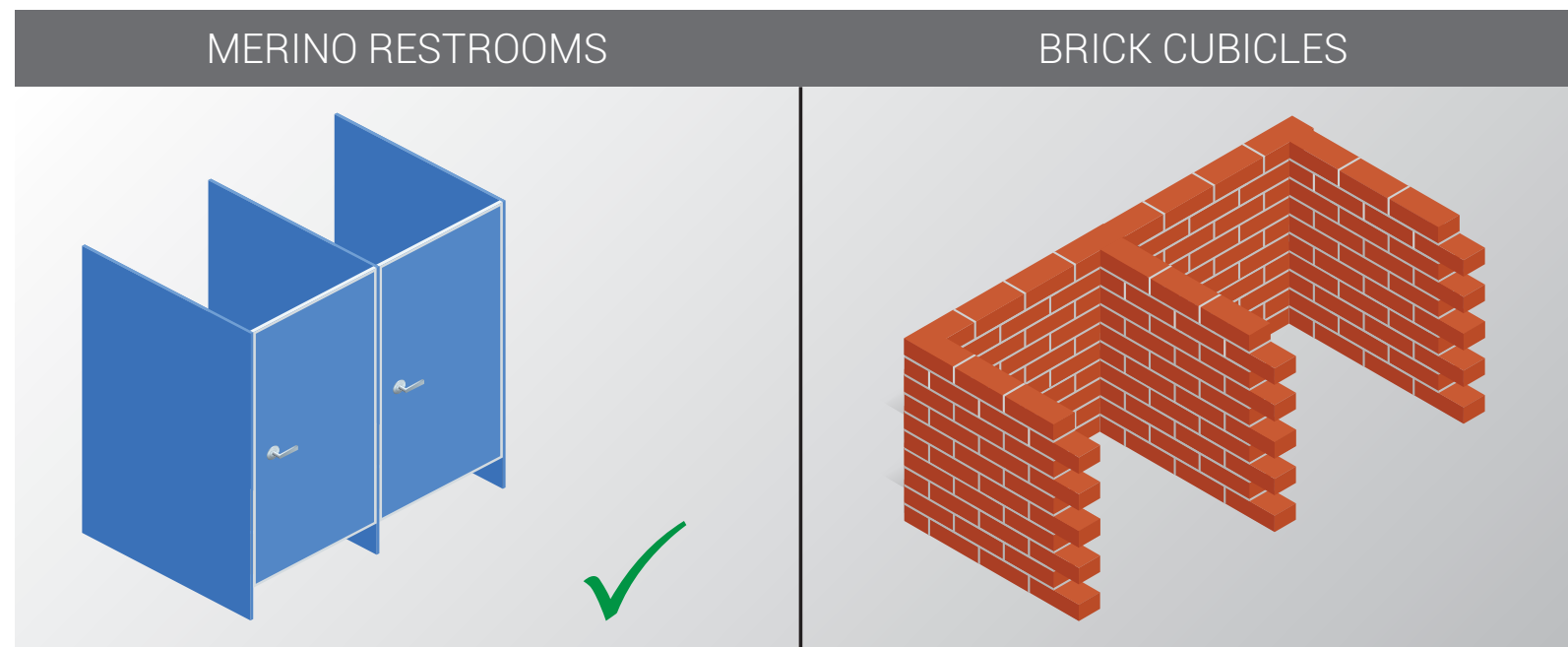
Less Volatile Organic Compounds (VOC) Emission



Scan this QR Code to download Certificates



MERINO RESTROOMS v/s BRICK CUBICLES



<p>COST</p> <p>Brick Cubicle- approx ₹1500* per sq.ft. Merino Restrooms- ₹1300# per sq.ft.</p>	<p>WEIGHT</p> <p>Brick Cubicle- generates 2.5 times more load impact on the building than Merino Restrooms</p>	<p>TIME</p> <p>The duration of constructing a Brick Cubicle is 10 to 15* times more than Merino Restrooms#</p>		
<p>WATER</p> <table border="0"> <tr> <td>Installation: Brick Cubicle - consumes lots of water Merino Restrooms - does not consume water</td> <td>Cleaning and Maintenance: 30 litres of water - 1 Brick Cubicle 30 litres of water - 5 Merino Restrooms Cubicles</td> </tr> </table>			Installation: Brick Cubicle - consumes lots of water Merino Restrooms - does not consume water	Cleaning and Maintenance: 30 litres of water - 1 Brick Cubicle 30 litres of water - 5 Merino Restrooms Cubicles
Installation: Brick Cubicle - consumes lots of water Merino Restrooms - does not consume water	Cleaning and Maintenance: 30 litres of water - 1 Brick Cubicle 30 litres of water - 5 Merino Restrooms Cubicles			

Merino Restrooms, the leading manufacturer of Restroom Cubicles in India provides modern solutions which are globally accepted.

Calculations for Brick Cubicle system have been done as per the standards and guidelines mentioned in Indian Standard Codes for Civil Engineers.
*ZMS Nylon Model | *Depending upon the finishing items considered | Nos. may vary based on situational constraint and skill.

ECONOMY



Factors	Merino Restrooms	Brick Cubicles
Economy of Space	Partitions are made of High Impact Strength 'Compact Panels' having thickness of 12 mm or 18 mm. For every 3 Brick Cubicles, 4 to 5 Compact Cubicles can be installed in the same amount of space	Partitions are made of traditional bricks. Thus, thickness is about 150 mm
Economy of Expense	Negligible OPEX.	Considerable OPEX like broken tiles, seepage from walls, peeling and fading paints etc.
Economy of Time	Average time required to build Merino Restrooms cubicles is less than Brick Cubicles	Slow as wet work involved

HYGIENE



Factors	Merino Restrooms	Brick Cubicles
Air Ventilation	Better due to bottom and side gap.	Poor. No gap at top and bottom.
Floor Cleaning	Easy because partitions and doors never touch the ground	Poor. Water, dust, dirt and stains can settle in corners

MECHANICAL



Factors	Merino Restrooms	Brick Cubicles
Load on Building	Minimal load on building	Load of structure is high
Ease of Installation	Can be easily assembled to form a cubicle	Cumbersome construction with bricks, gypsum and water
Ease of Uninstallation	If required, the cubicle can be easily uninstalled and shifted to the required location due to its modular nature	Can't be uninstalled without breaking

AESTHETICS



Factors	Merino Restrooms	Brick Cubicles
Beauty to Behold	Up to 65 shades to choose from and numerous combinations can be created.	Limited scope of beautification. Moisture and dirt deposition in corners hamper aesthetics.



CONSTRUCTION OVERVIEW

FRONT PARTITION



DOOR

All doors are made of 12 mm or 18 mm thick Merino HPL compact panels. All the doors have chamfered edges for increased safety and enhanced aesthetics. Each door is supported by 3 or more gravity hinges or spring loaded butt hinges (made of either SS or Nylon) affixed to the pilasters. A coat hook and lock set are provided with each door.



PILASTERS

All pilasters are made of either 12 mm or 18 mm thick Merino HPL compact panels. The pilasters are the backbone of any restroom cubicle as the doors and dividers are affixed to the pilaster using appropriate mechanism. Pilasters are usually mounted on the top rail or rested on the floor using legs or box-up fixtures. In ceiling mounted model, pilasters are affixed to the mild steel rectangular plates and the plates are in turn attached to the top rail. The pilasters are affixed with door stoppers to facilitate proper closure of doors.



BOX-UP FIXTURES

Box-up fixtures are rectangular structures which support the pilaster through their entire width. Unlike legs, height of box-up fixtures cannot be adjusted.



TOP RAIL

The top rail is used to hold the pilasters in any restroom cubicle cluster.



U-CHANNEL

U channel is used to affix an HPL compact panel vertically on any wall or any other compact panel.



F-CHANNEL

F-Channel is used to join an end pilaster (a pilaster at the end of any cluster) with the divider.


INTERMEDIATE PARTITION



DIVIDER

Dividers are another crucial component of the restroom cubicle which ensure privacy of the restroom users. All intermediate partitions or dividers are made of 12 mm or 18 mm thick Merino HPL compact panels. Generally, they are affixed with the pilasters and the wall U-channel (made of SS or Aluminum) at their vertical ends to provide required stability to the system.

NECESSARY HARDWARE



LEGS

Legs are bottom support fixtures which hold the pilaster panel to provide stability to floor-mounted models. Legs have an adjustable height of 80-170 mm from the bottom level/ground.



HINGE

Hinge is a movable joint or mechanism which is used to hang the door on the pilaster in such a way that door can swing on its axis to open or close. Merino Restrooms generally use two types of hinges in its cubicles: Spring Loaded Butt Hinge and Gravity Hinge.



COAT HOOK

Coat Hook is an accessory mounted on the door inside the cubicle which can be used to hang clothes and light bags.



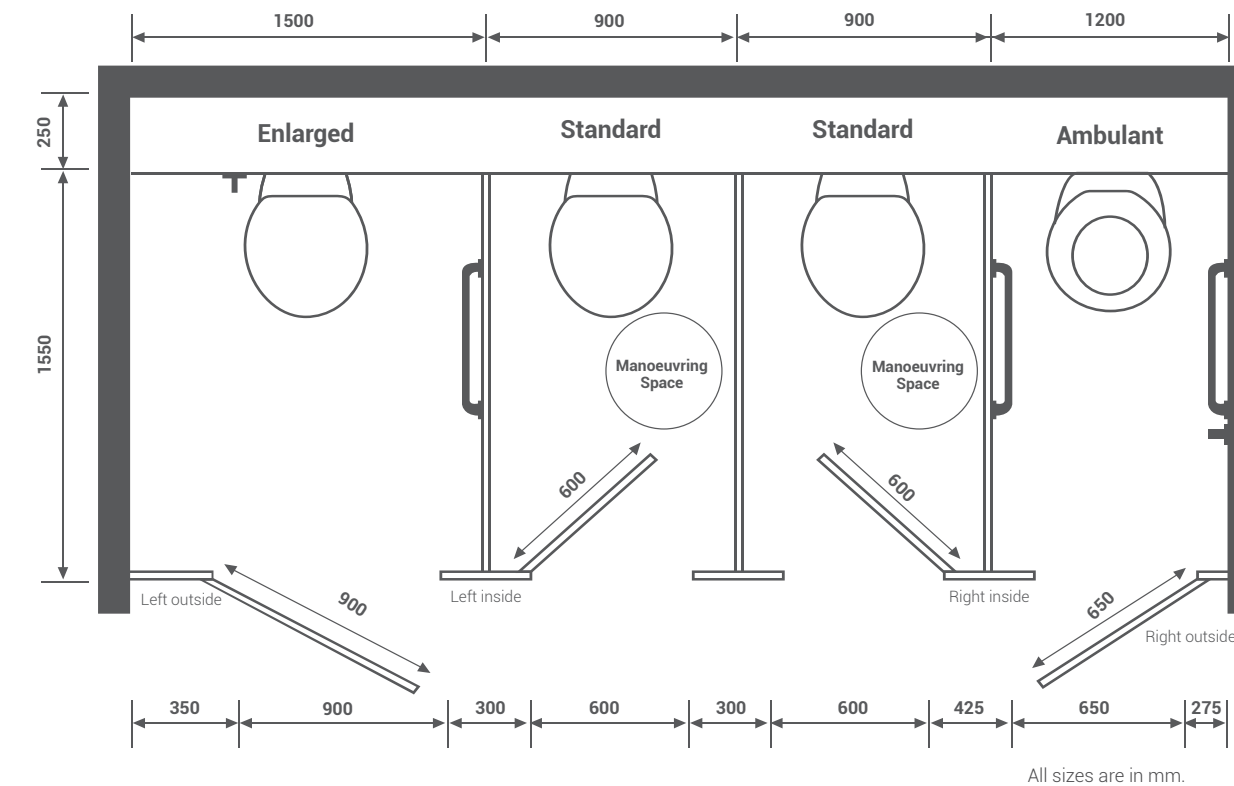
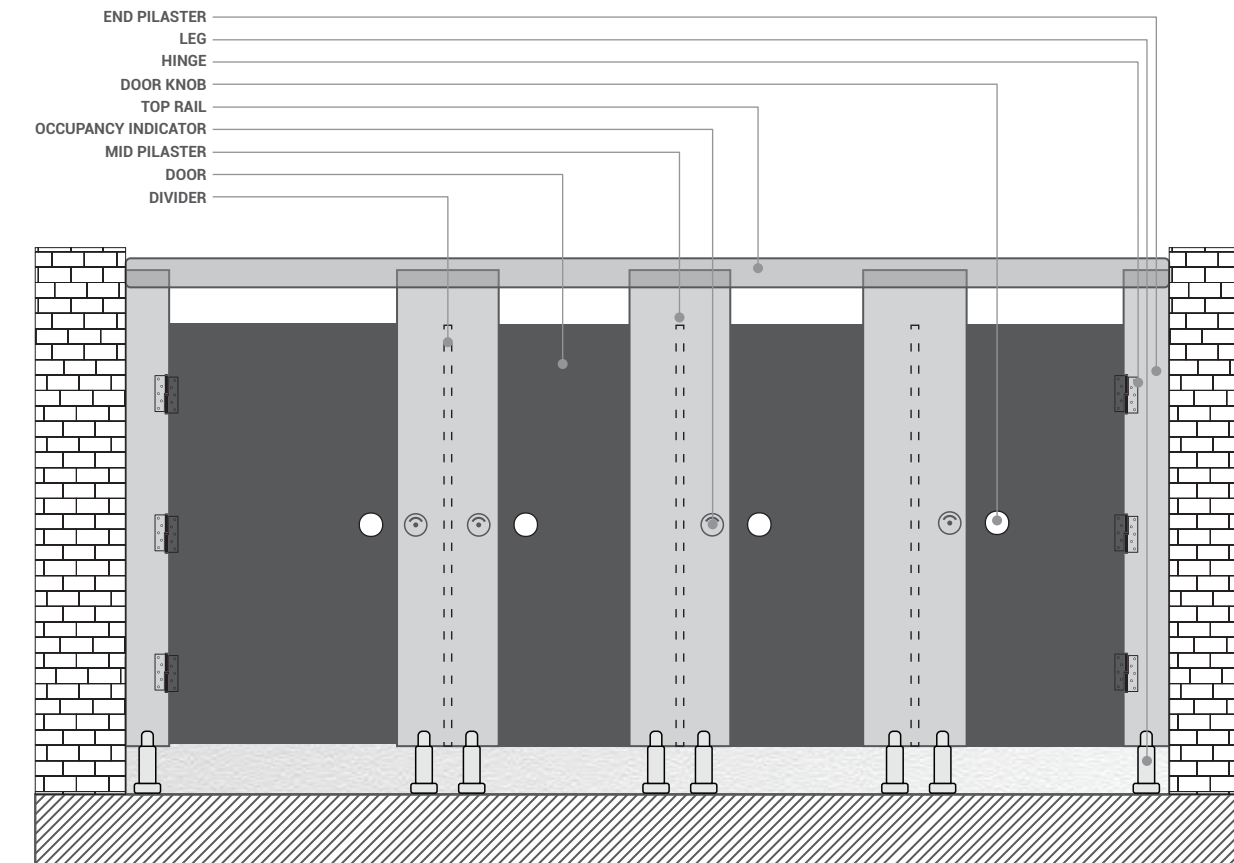
DOOR KNOB

Door Knob is an accessory mounted on the outside of the cubicle door used to push or pull the door.



OCCUPANCY INDICATOR

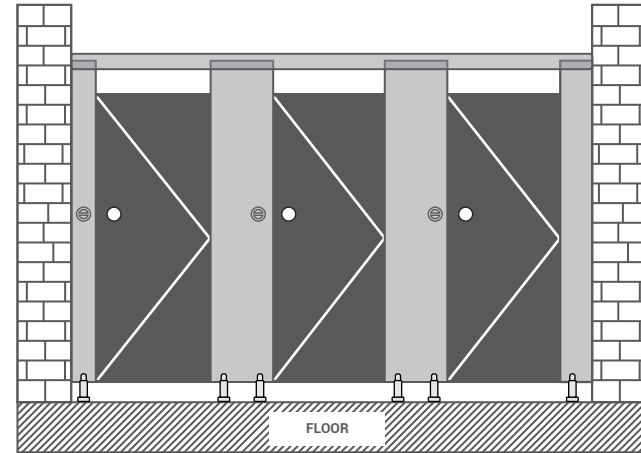
Occupancy indicator is a mechanism which signals whether the cubicle is occupied or available.



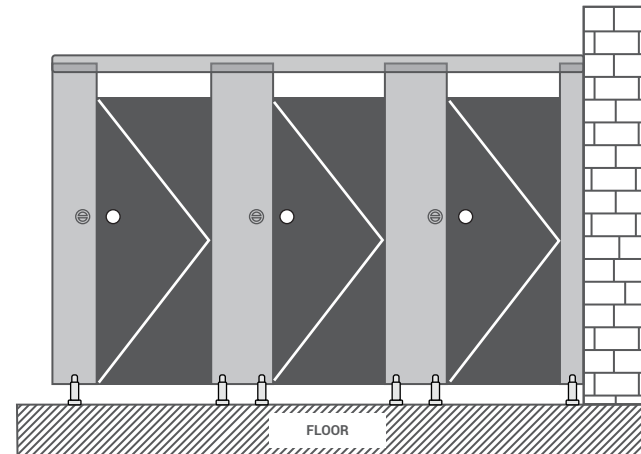
INSTALLATION SITUATIONS

Restroom models can be categorised based on installation situations.

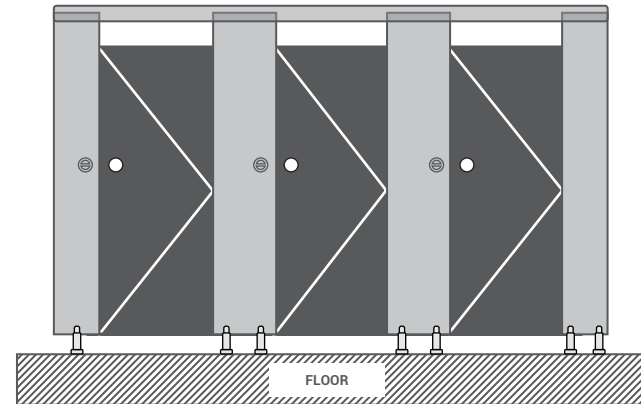
CLOSED: When an installation site has walls on both sides.
Models: All Models



CORNER UNIT/ONE SIDE OPEN: When an installation site has wall on one side and is open from the other side.
Models: Titan Series, ZMS Series, Bacchus



TWO SIDE OPEN: When an installation site doesn't have wall on either side.
Models: Titan Series, ZMS Series, Bacchus



NOTE: Back wall is essential in all the situations.

OUR RANGE

Merino Restrooms brings to you a new age international restroom cubicle design range in a variety of shapes, shades and hardware. Every cubicle model entails unique design, dimensions, set of accessories and hardware which make it the best restroom solution for a particular site and segment. Our back to school series comprises specially designed children friendly cubicles carved into exciting shapes in vibrant colour combinations. Apart from restroom cubicles, Merino Restrooms also offers women-centric and geriatric-centric restrooms which enhance the experience of women and elderly users in public restrooms.



AXIS

Axis is another premium restroom design from the house of Merino which offers a virtually floating structure with uncompromised stability and sturdiness, leaving its users guessing about the secret of its elevation. Axis is a self-sustained structure offering unmatched abstraction to construction details. Bacchus accessories further complement the stature of this super structure.



21057
(Marigold)



21066
(Black)



KEY POINTS

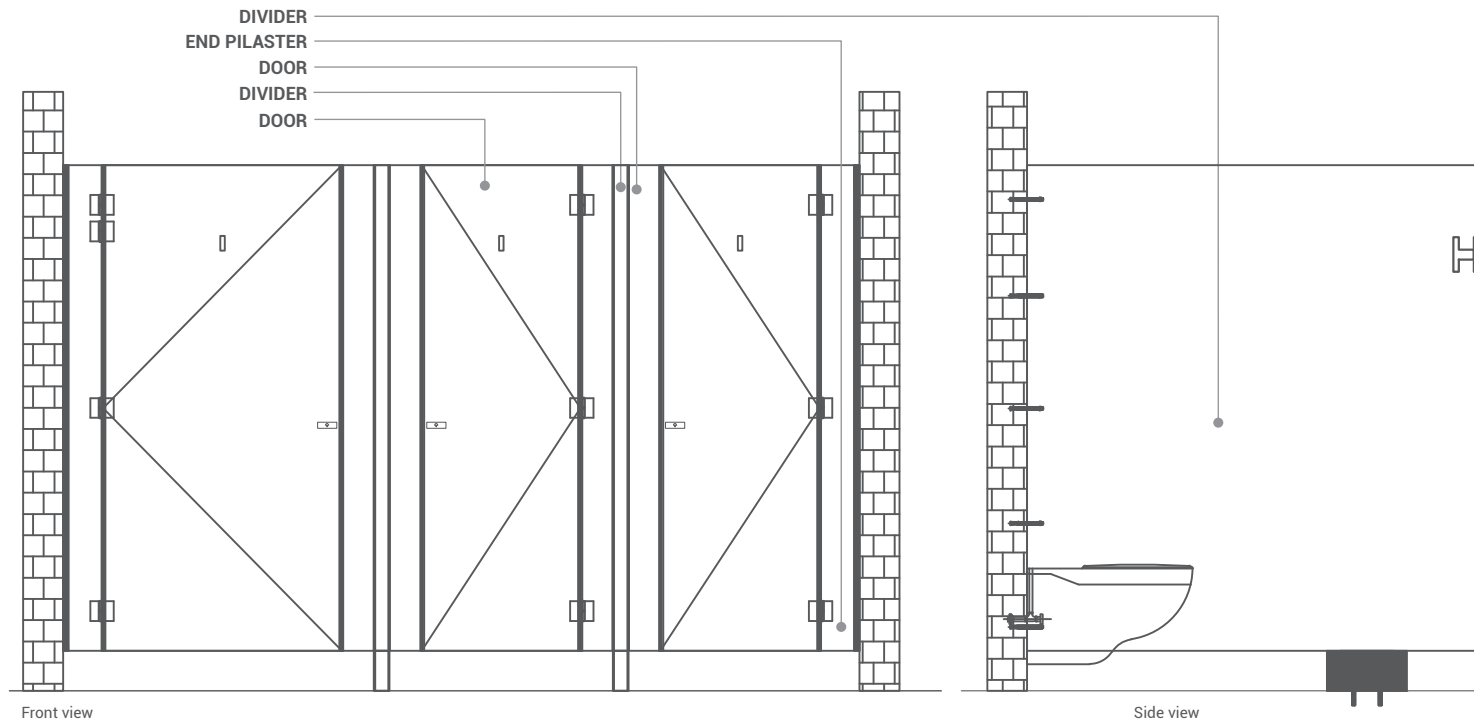
- PREMIUM LOOKS
- SELF-SUSTAINED STRUCTURE
- UNMATCHED ABSTRACTION TO CONSTRUCTION DETAILS
- NON-VISIBLE FITTINGS
- NO VISIBLE BOTTOM SUPPORT AND TOP SUPPORT

Width	Door Width	Depth	Total Height from Ground	Bottom Gap	Pilaster Width
1000	610	1550-1800	1980	150	400
				Door Thickness	18 mm
1550	910			Pilaster Thickness	18 mm
				Divider Thickness	62 mm

All sizes are in mm.

DOOR STOPPING MECHANISM

All the doors will be routed at the vertical ends and the rubber sponge lining will be incorporated at the routed ends.



HARDWARE AND ACCESSORIES



LATCH LOCK WITH OCCUPANCY INDICATOR
ZINC ALLOY-NICKEL
CHROME COATED



GRAVITY HINGE
ZINC ALLOY-NICKEL
CHROME COATED



COAT HOOK
ZINC ALLOY-NICKEL
CHROME COATED

LIMITATIONS:

- Max Height - 1980mm
- Max Depth - 1800mm
- Max Width - 1000mm

PRE-REQUISITE

- To anchor the Axis model frame, the walls and floor of the site should be able to accommodate anchor bolts of length min. 4 inches to provide stability to the cluster

BACCHUS

Bacchus is a floor-mounted premium restroom design with amplified aesthetics and finesse. The secret to Bacchus' sheer elegance is its accessories designed in black square which bring homogeneity in colour and design throughout the entire construction. Bacchus is a perfect restroom solution to complement high-end architectural marvels and corporate installations.



21581
(Royal White)



44757
(Piazza)



KEY POINTS

PREMIUM LOOKS

RECTANGULAR FLAT DESIGN ACCESSORIES

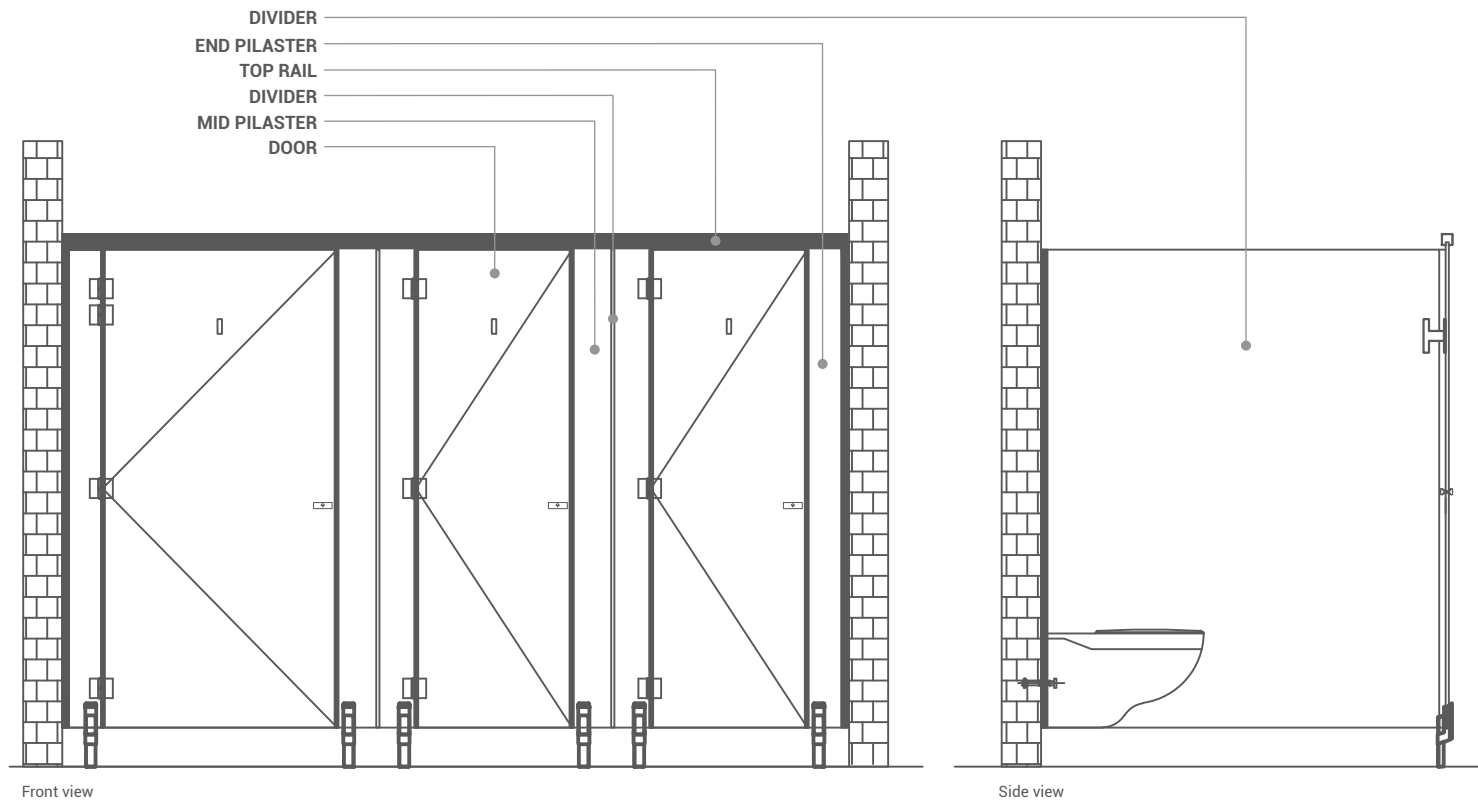
EASE OF CLEANING AND MAINTENANCE

Width	Door Width	Depth	Total Height from Ground	Bottom Gap	Pilaster Width
1000	610	1550-1800	2018	150	400
				Door Thickness	12 mm
1550	910			Pilaster Thickness	12 mm
				Divider Thickness	12 mm

All sizes are in mm.

DOOR STOPPING MECHANISM

All the doors will be routed at the vertical ends and the rubber sponge lining will be incorporated at the routed ends.



HARDWARE AND ACCESSORIES



TOP RAIL WITH COVER
POWDER COATED ALU



U-CHANNEL WITH COVER
POWDER COATED ALU



F-CHANNEL
POWDER COATED ALU



LATCH LOCK WITH
OCCUPANCY INDICATOR
ZINC ALLOY-NICKEL
CHROME COATED



GRAVITY HINGE
ZINC ALLOY-NICKEL
CHROME COATED



ADJUSTABLE LEG
ZINC ALLOY-NICKEL
CHROME COATED



COAT HOOK
ZINC ALLOY-NICKEL
CHROME COATED

CEILING HUNG

Merino Restrooms Ceiling Hung model attracts the attention of one and all through its marvellous design and light-weight appearance without compromising on strength and durability. In this system, nothing sits on the floor and entire weight of the cubicle is borne by the ceiling, supported by the box-up fixture. If you wish to have the best-in-class aesthetics with best-in-class functionality, Ceiling Hung model is the choice for you.



14142
(AUBURN OAK)



14140
(CANTERBURY OAK)



KEY POINTS

EXCLUSIVE CEILING-MOUNTED MODEL
IN THE PRODUCT RANGE

FREE FLOOR SYSTEM AS NO HARDWARE
TOUCHES THE FLOOR

EASY TO CLEAN AND MAINTAIN

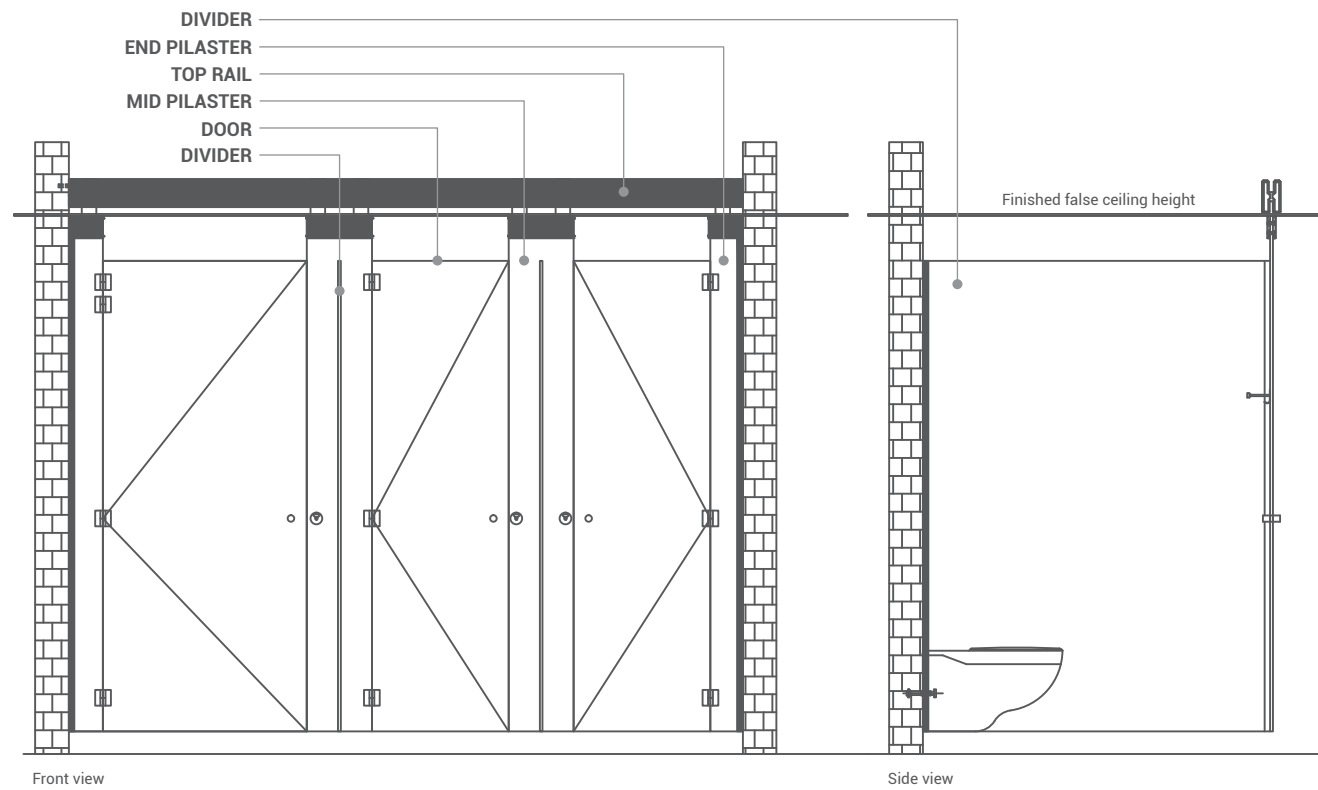
PREMIUM MODEL WITH HIGH
AESTHETIC APPEAL

Width	Door Width	Depth	Total Height from Ground	Bottom Gap	Pilaster Width
1000	610	1550-1800	2400	100	400
				Door Thickness	18 mm
1550	910			Pilaster Thickness	18 mm
				Divider Thickness	12 mm


All sizes are in mm.

DOOR STOPPING MECHANISM

All the doors will be routed at the vertical ends and the rubber sponge lining will be incorporated at the routed ends.




HARDWARE AND ACCESSORIES




H TYPE TOP RAIL
ALUMINUM



WALL BRACKET
MS



JOINING PLATE
MS



SHOEBOX SIDE COVER
SS



FRONT COVER
SS



U-CHANNEL
SS



COAT HOOK
SS



DOOR KNOB
SS



THUMB TURN
SS



OCCUPANCY INDICATOR
SS



SPRING LOADED
BUTT HINGE
SS

PRE-REQUISITES

- Ceiling Hung can only be installed at places where False Ceiling is yet to be installed
- Can only be installed at sites having walls on both sides



ATHENA LITE

In the contemporary world of fashion, large frames and bulky designs are passe. Today 'thin is in'. The world over, designers are lining up slimmer and thinner design ideas. We bring to you Athena Lite, a revolutionary design idea in the league of free floor systems which is lighter, slimmer and cleaner.

The sleek and clean looks of Athena cubicles exude the feel of lightness and elegance in the restroom, making your sojourn in the area more pleasant.



49931
(ALUMINA PEARL)



40258
(BLACK GRANITE)



KEY POINTS

ATHENA LITE IS A WALL-MOUNTED MODEL

FREE FLOOR SYSTEM AS NO HARDWARE TOUCHES THE FLOOR

EASY TO CLEAN AND MAINTAIN

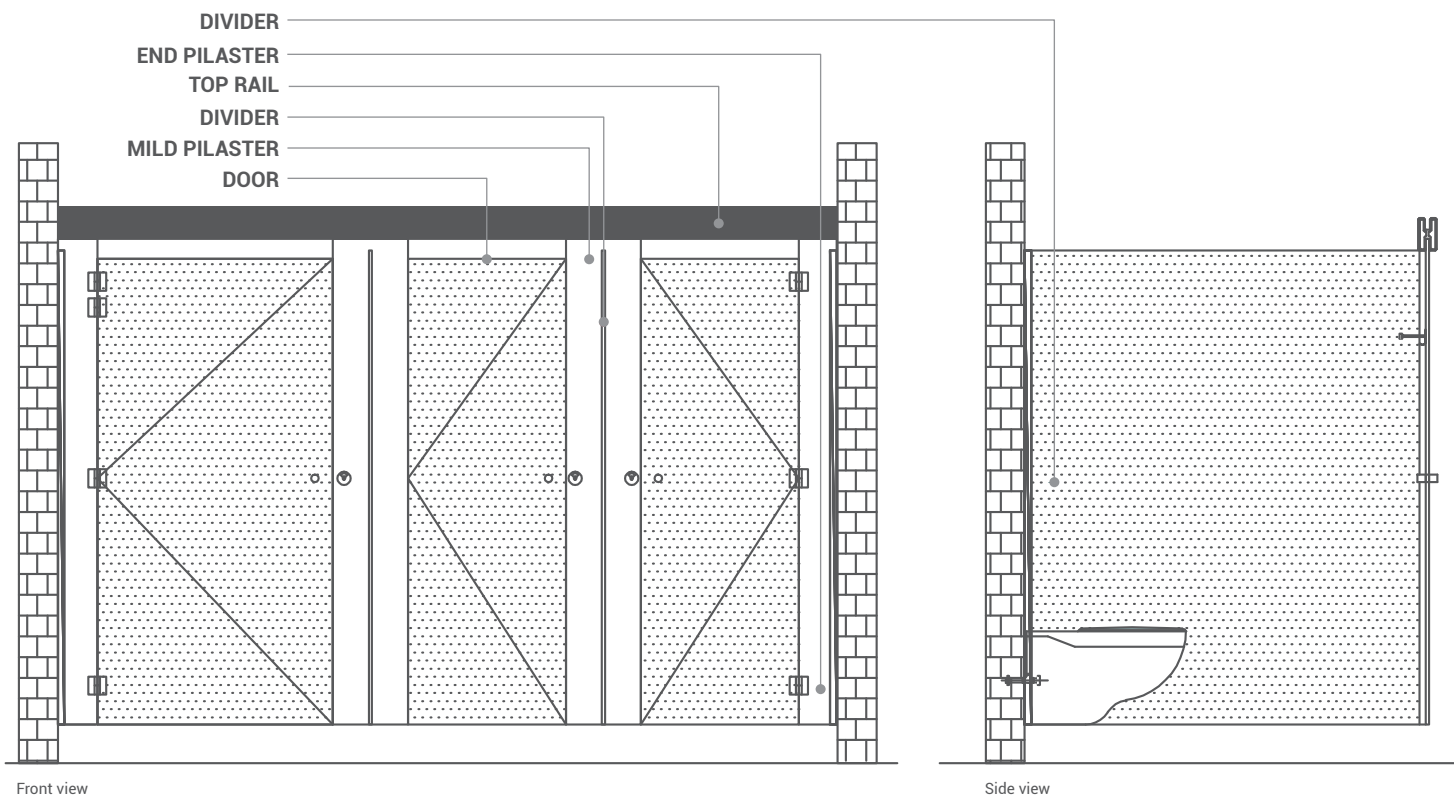
PREMIUM MODEL WITH HIGH AESTHETIC APPEAL

Width	Door Width	Depth	Total Height from Ground	Bottom Gap	Pilaster Width
1000	610	1550-1800	2105	150	400
				Door Thickness	12 mm
1550	900			Pilaster Thickness	12 mm
				Divider Thickness	12 mm


All sizes are in mm.

DOOR STOPPING MECHANISM


Aluminum made door stopper profiles, with rubber linings for dampening the noise while door closing, will be provided at the vertical ends of the pilasters.



HARDWARE AND ACCESSORIES



H-TYPE TOP RAIL WITH COVER ALUMINUM



WALL BRACKET MS



U-CHANNEL SS



COAT HOOK SS



DOOR KNOB SS



SPRING LOADED BUTT HINGE SS



THUMB TURN SS



OCCUPANCY INDICATOR SS



DOOR STOPPER POWDER COATED ALUMINUM

PRE-REQUISITES

- Athena Lite can only be installed at sites having walls on both sides



TITAN 18 MM BOX-UP

When a clean design and spacious restroom is all you need, the Titan 18 mm Box-up model is the most appropriate choice. This design eliminates the use of top rail as it uses heavy 18 mm pilasters and doors. The floor anchoring mechanism is concealed within rectangular steel structure at the bottom. All the hardware and accessories are made of stainless steel which offers sturdiness and stability, making it ideal for high traffic areas.



40261
(CALACATTA MARBLE)



21142
(POLAR BLUE)



KEY POINTS

MOST STABLE FLOOR-MOUNTED MODEL

SUPPORTED BY RECTANGULAR BOX-UP
FIXTURES UNDER THE PILASTERS

DOESN'T REQUIRE TOP-RAIL

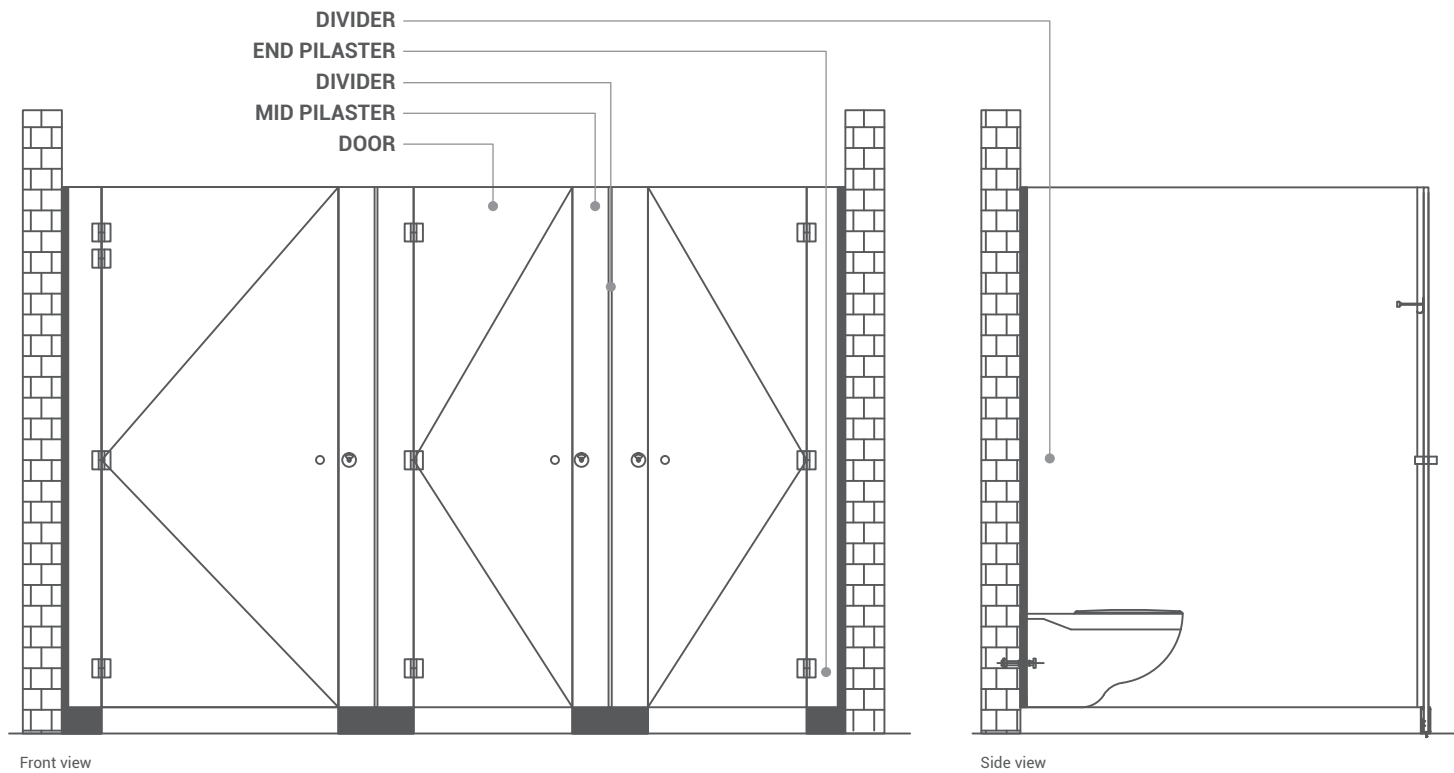
CAN BE INSTALLED EVEN AT OPEN SITES

Width	Door Width	Depth	Total Height from Ground	Bottom Gap	Pilaster Width
1000	610	1550-1800	2100	100	400
				Door Thickness	18 mm
1550	910			Pilaster Thickness	18 mm
				Divider Thickness	18 mm

All sizes are in mm.

DOOR STOPPING MECHANISM

SS made door stopper profiles, with rubber linings for dampening the noise while door closing, will be provided at the vertical ends of the pilasters.



HARDWARE AND ACCESSORIES



F-CHANNEL
SS



U-CHANNEL
SS



SPRING LOADED
BUTT HINGE
SS



FLOOR ANCHOR
SS



OCCUPANCY INDICATOR
SS



THUMB TURN
SS



FRONT COVER
SS



SHOEBOX SIDE COVER
SS



DOOR KNOB
SS



COAT HOOK
SS



TITAN 12 MM BOX-UP

When the ambience calls for elegance, the Titan 12 mm Box-up model is the perfect solution. Equipped with stainless steel made top rail arrangement, the model is a perfect blend of strength and aesthetics.



40294
(CALDERA MARBLE)



11005
(NEO HIGHLAND PINE)



KEY POINTS

FLOOR-MOUNTED MODEL SUPPORTED BY RECTANGULAR BOX-UP FIXTURES UNDER THE PILASTERS

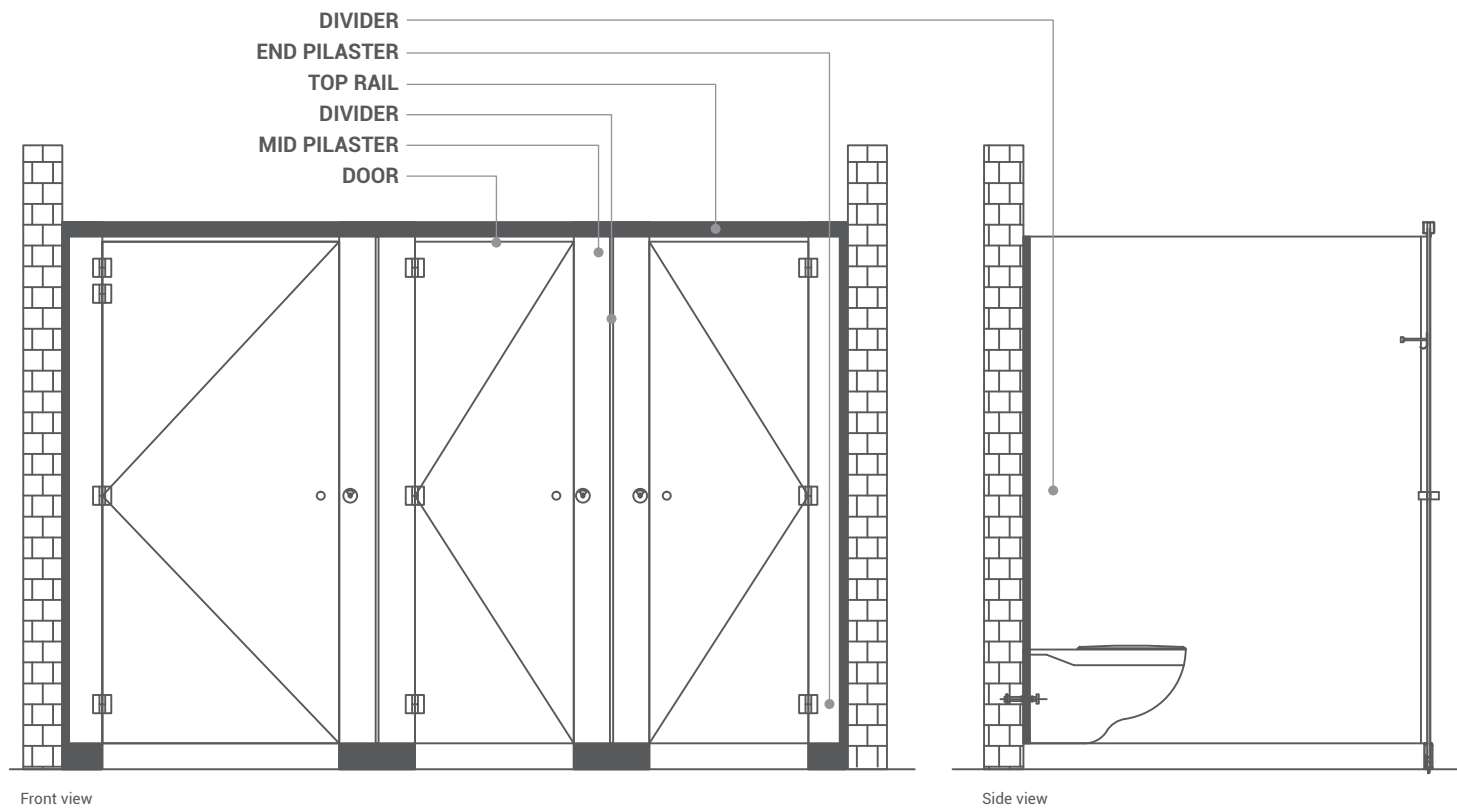
CAN BE INSTALLED EVEN AT OPEN SITES

Width	Door Width	Depth	Total Height from Ground	Bottom Gap	Pilaster Width
1000	610	1550-1800	2100	100	400
				Door Thickness	12 mm
1550	910			Pilaster Thickness	12 mm
				Divider Thickness	12 mm

All sizes are in mm.

DOOR STOPPING MECHANISM

SS made door stopper profiles, with rubber linings for dampening the noise while door closing, will be provided at the vertical ends of the pilasters.



HARDWARE AND ACCESSORIES



TOP RAIL
SS



U-CHANNEL
SS



F-CHANNEL
SS



SPRING LOADED
BUTT HINGE
SS



FRONT COVER
SS



SHOEBOX SIDE COVER
SS



THUMB TURN
SS



OCCUPANCY INDICATOR
SS



FLOOR ANCHOR
SS



DOOR KNOB
SS



COAT HOOK
SS

TITAN STANDARD

The exemplary look and seamless functionality of Titan Standard model has made it one of the most desired restroom cubicle solutions in India. Sleek design and an amazing ease of maintenance are the hallmark of this model. Titan Standard model comes with rectangular and round options of stainless steel top rails. The top rails and other stainless steel made accessories coupled with flush closing of door give this model an extremely elegant look and rich functionality.



40294
(CALDERA MARBLE)



40250
(WHITE KASMIR)



KEY POINTS

FLOOR-MOUNTED MODEL SUPPORTED BY TOP-RAIL AND LEGS

VARIABLE BOTTOM GAP DUE TO ADJUSTABLE LEGS WHICH CAN PROVIDE A GAP RANGING FROM 80 MM TO 150 MM

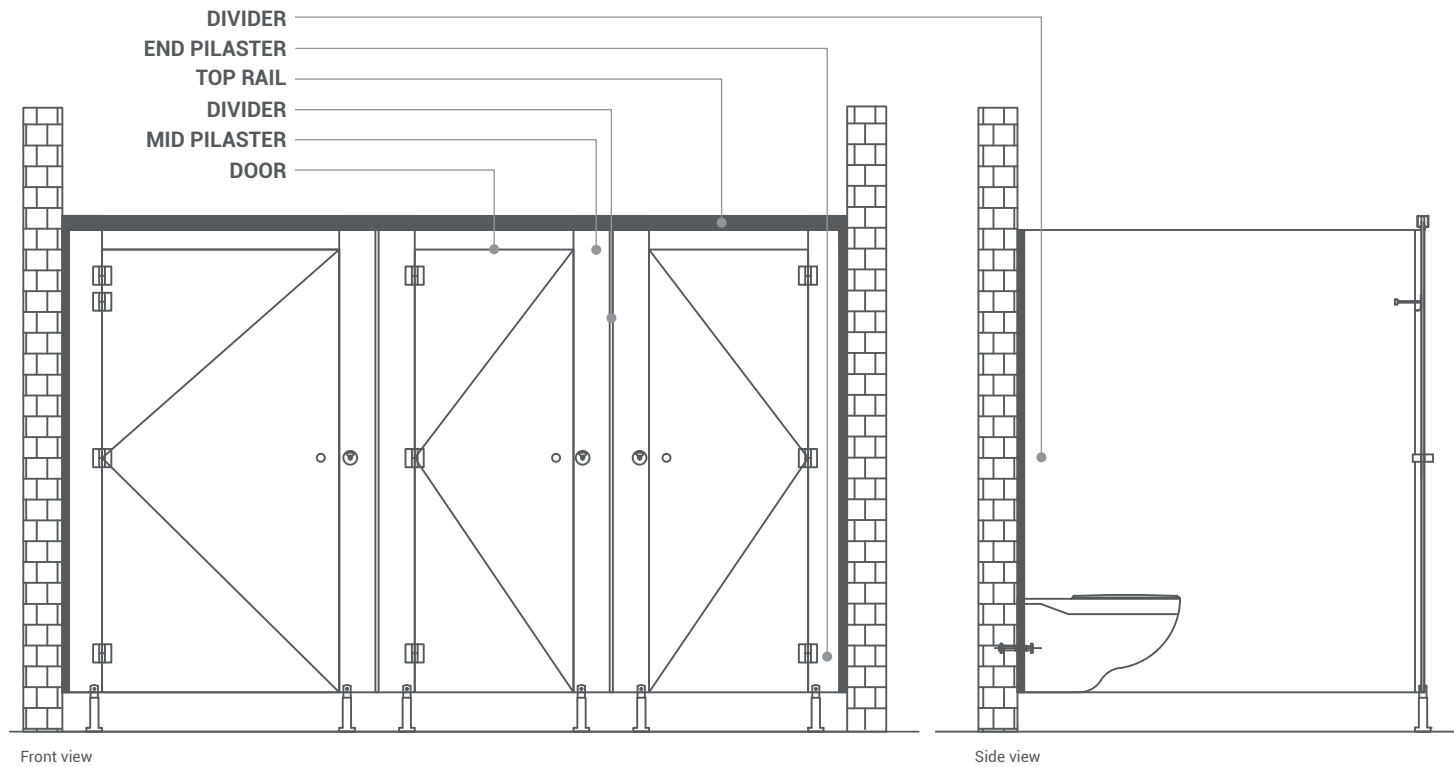
EASE OF CLEANING AND MAINTENANCE

Width	Door Width	Depth	Total Height from Ground	Bottom Gap	Pilaster Width
1000	610	1550-1800	1980	150	400
			2100	80-150	
1550	910		Door Thickness	12 mm	
			Pilaster Thickness	12 mm	
			Divider Thickness	12 mm	

All sizes are in mm.

DOOR STOPPING MECHANISM

SS made door stopper profiles, with rubber linings for dampening the noise while door closing, will be provided at the vertical ends of the pilasters.



HARDWARE AND ACCESSORIES



TOP RAIL
SS



U-CHANNEL
SS



F-CHANNEL
SS



OCCUPANCY INDICATOR
SS



SPRING LOADED
BUTT HINGE
SS



THUMB TURN
SS



ADJUSTABLE LEG
SS



DOOR KNOB
SS



COAT HOOK
SS

TITAN
STANDARD
(WITH CIRCULAR TOP-RAIL)



44757
(PIAZZA)



14675
(EBONY SEPIA)



KEY POINTS

FLOOR-MOUNTED MODEL SUPPORTED BY TOP-RAIL AND LEGS

VARIABLE BOTTOM GAP DUE TO ADJUSTABLE LEGS WHICH CAN PROVIDE A GAP RANGING FROM 80 MM TO 150 MM

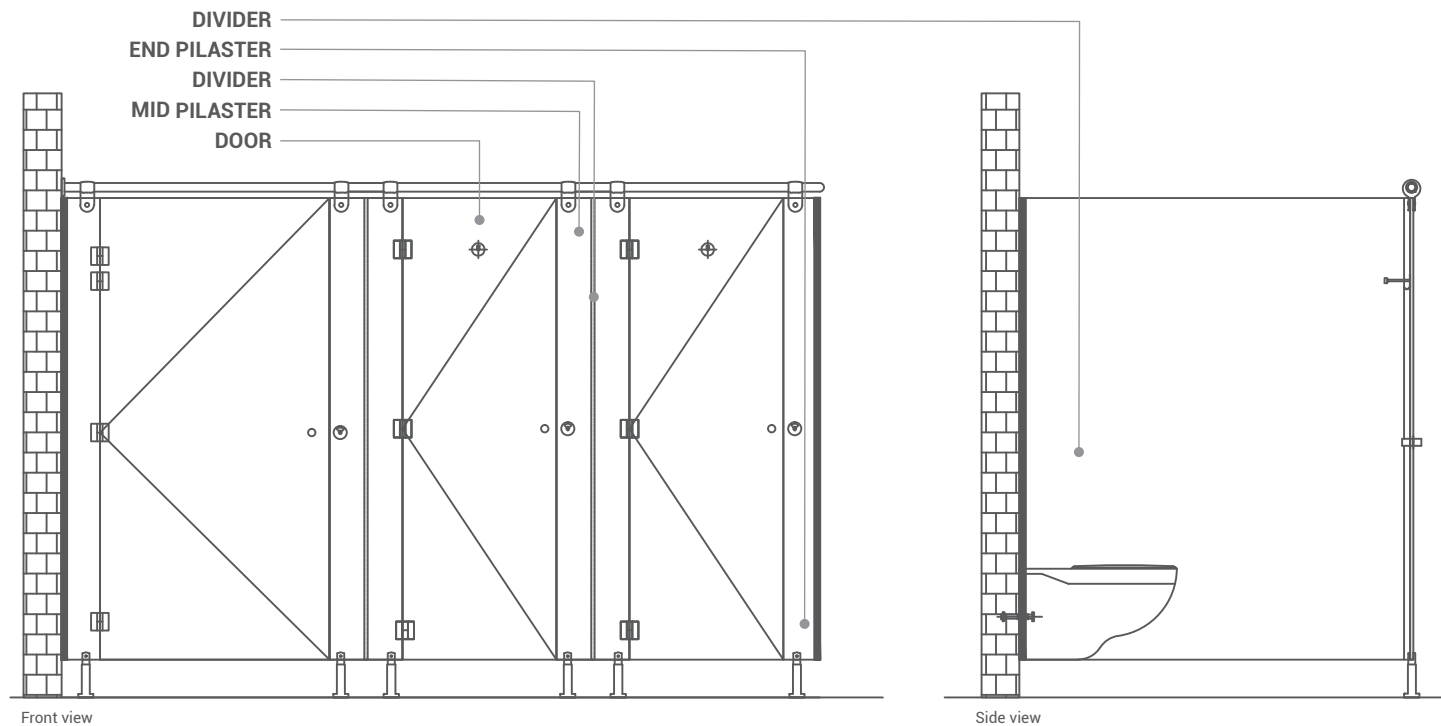
EASE OF CLEANING AND MAINTENANCE

Width	Door Width	Depth	Total Height from Ground	Bottom Gap	Pilaster Width
1000	610	1550-1800	2034	150	400
			2100	80-150	
			Door Thickness	12 mm	
1550	900		Pilaster Thickness	12 mm	
			Divider Thickness	12 mm	

All sizes are in mm.

DOOR STOPPING MECHANISM

SS made door stopper profiles, with rubber linings for dampening the noise while door closing, will be provided at the vertical ends of the pilasters.



HARDWARE AND ACCESSORIES



90° BEND
SS



PANEL HOLDER
SS



ROUND TOP RAIL
SS



WALL BRACKET
SS



THREADED ROD
MS



STUD
MS



U-CHANNEL
SS



F-CHANNEL
SS



THUMB TURN
SS



OCCUPANCY INDICATOR
SS



SPRING LOADED
BUTT HINGE
SS



ADJUSTABLE LEG
SS



DOOR KNOB
SS



COAT HOOK
SS



ZMS SS

ZMS series is one of the unique offerings from Merino Restrooms which provides the best of both worlds i.e. spectacular aesthetics and everlasting durability. This extensive series has changed the way restrooms were designed and is one of the most popular models among the customers. Available in wide range of designs, textures and hues, ZMS series gives the system a clean and lean look with extruded powder-coated Aluminum top rail. The series gives a perfect solution to the customers without stretching their budget and compromising on quality. For the ZMS SS variant, all the major accessories are provided in stainless steel.



10510
(WALNUT BRONZE)



21028
(CHOCOLATE)



KEY POINTS

FLOOR-MOUNTED MODEL SUPPORTED BY TOP-RAIL AND LEGS

VARIABLE BOTTOM GAP DUE TO ADJUSTABLE LEGS - 100 MM TO 150 MM

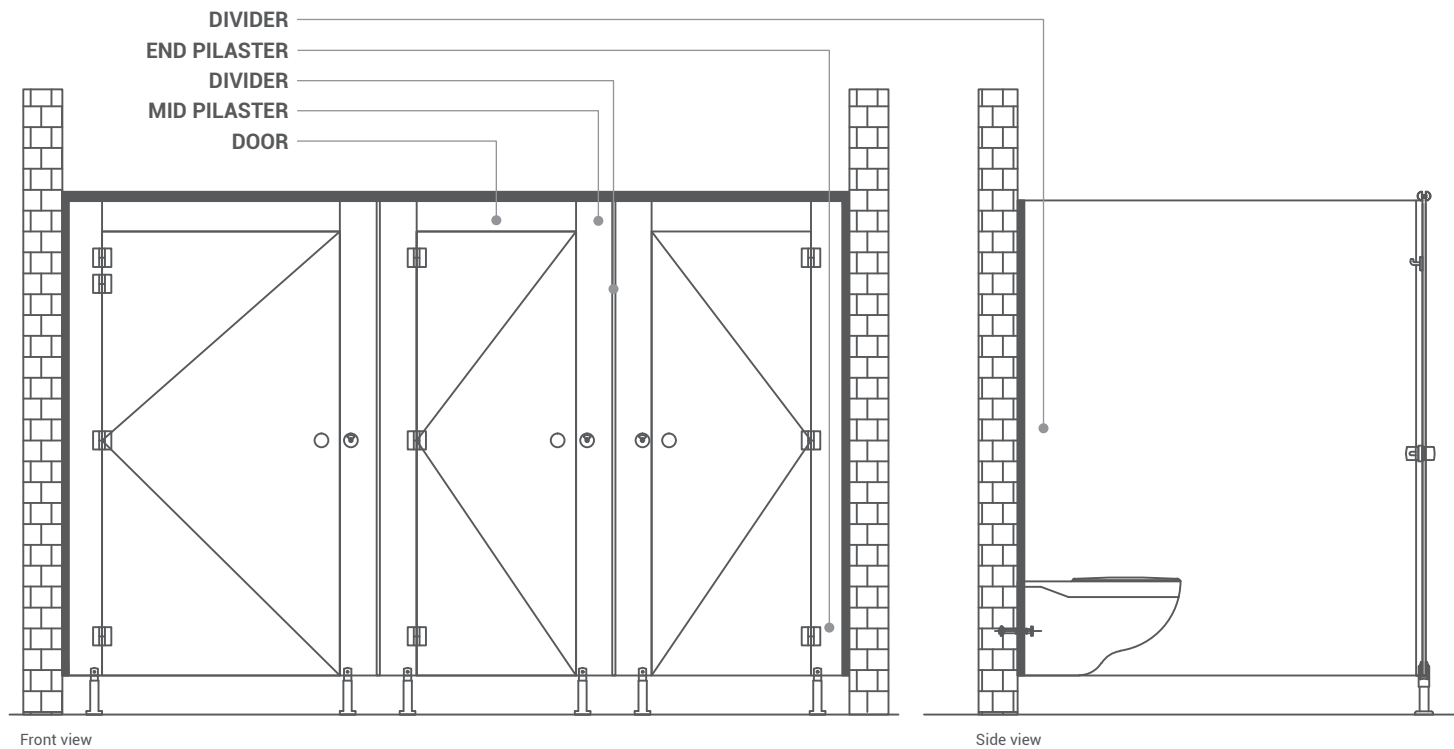
POWDER-COATED ALUMINUM TOP-RAIL IN SILVER FINISH

Width	Door Width	Depth	Total Height from Ground	Bottom Gap	Pilaster Width
1000	610	1550-1800	1953-2003	80-170	400
				Door Thickness	12 mm
1550	900			Pilaster Thickness	12 mm
				Divider Thickness	12 mm

All sizes are in mm.

DOOR STOPPING MECHANISM


Aluminum made door stopper profiles, with rubber linings for dampening the noise while door closing, will be provided at the vertical ends of the pilasters.



HARDWARE AND ACCESSORIES




TOP-RAIL
POWDER COATED
ALUMINUM



U-CHANNEL
POWDER COATED
ALUMINUM



F-CHANNEL
POWDER COATED
ALUMINUM



DOOR STOPPER
POWDER COATED
ALUMINUM



THUMB TURN
SS



OCCUPANCY INDICATOR
SS



SPRING LOADED
BUTT HINGE
SS



ADJUSTABLE LEG
SS



DOOR KNOB
SS



COAT HOOK
SS



ZMS NYLON

ZMS Nylon is another variant in ZMS series in which all the major accessories like top-rail, legs etc. are made of Nylon. Use of Nylon accessories makes the system light-weight and renders it suitable for places with low traffic and customers who are looking for an affordable yet full-featured restroom solution. Like other models, ZMS is also available in an entire range of colours and designs, making it the best budget restroom solution in the market.



10175
(ASIAN MAPLE)



10528
(IRISH WALNUT)



KEY POINTS

FLOOR-MOUNTED MODEL SUPPORTED BY TOP-RAIL AND LEGS

VARIABLE BOTTOM GAP DUE TO ADJUSTABLE LEGS - 100 MM TO 150 MM

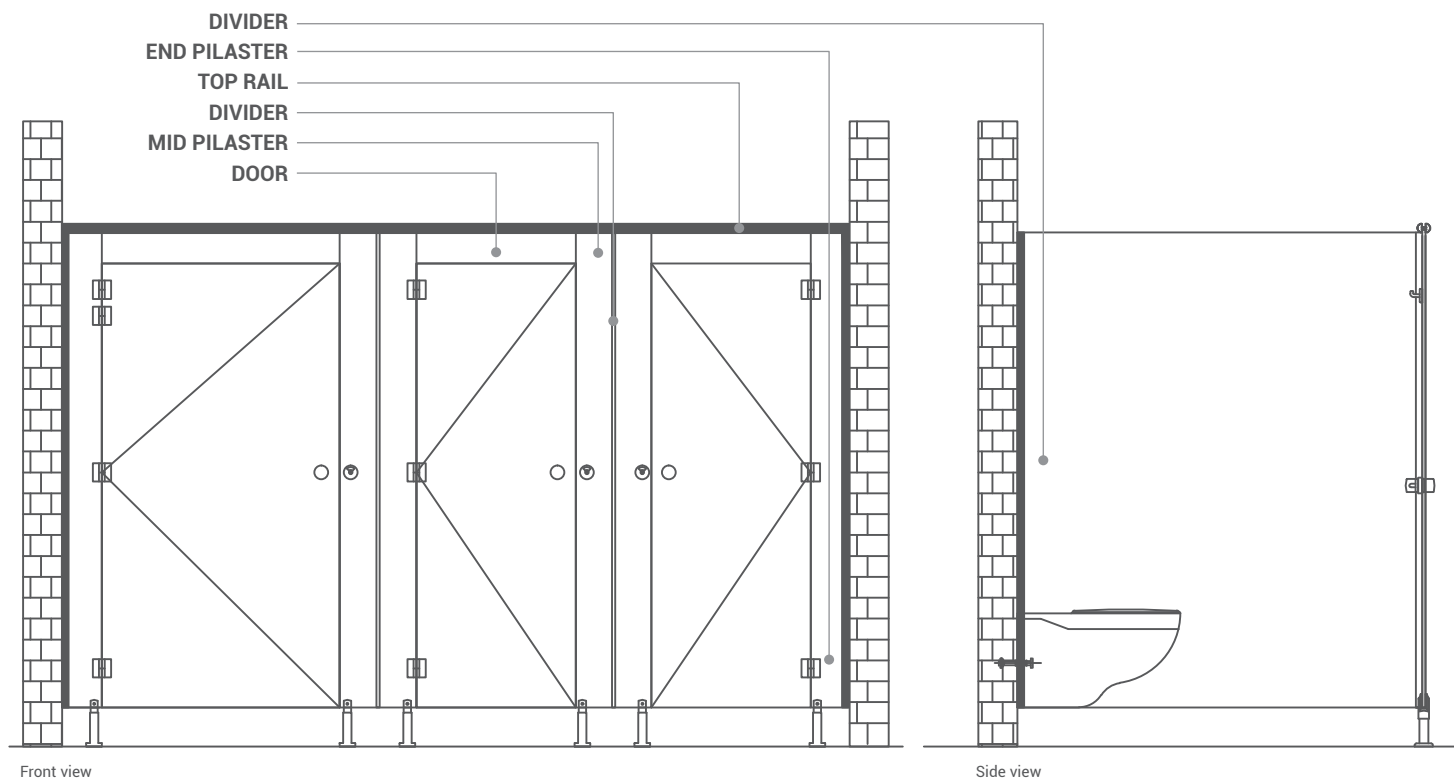
ALL MAJOR ACCESSORIES MADE OF NYLON PA-6

Width	Door Width	Depth	Total Height from Ground	Bottom Gap	Pilaster Width
1000	610	1550-1800	1953-2003	150	400
				Door Thickness	12 mm
1550	900			Pilaster Thickness	12 mm
				Divider Thickness	12 mm

All sizes are in mm.

DOOR STOPPING MECHANISM

Aluminum made door stopper profiles, with rubber linings for dampening the noise while door closing, will be provided at the vertical ends of the pilasters.



HARDWARE AND ACCESSORIES



TOP-RAIL
POWDER COATED ALUMINUM



U-CHANNEL
POWDER COATED ALUMINUM



F-CHANNEL
POWDER COATED ALUMINUM



DOOR STOPPER
POWDER COATED ALUMINUM



THUMB TURN
NYLON



OCCUPANCY INDICATOR
NYLON



GRAVITY HINGE
NYLON



ADJUSTABLE LEG
NYLON



DOOR KNOB
NYLON



COAT HOOK
NYLON

HARDWARE ALSO AVAILABLE IN:



GREY



WHITE





MERINO BACK TO SCHOOL SERIES

Merino Back to School Series has been designed to meet the requirements of children of all age groups, starting from Play School to High School. Special considerations on heights, shapes, structures, features and aesthetics have been made to make the cubicles children friendly. For safety and security, anti-finger trap mechanism in locks and covers for hinges have been used. Matching colour interiors can be created with Merino Restroom Wall Protection Systems, Merino Vanity Units and Merino Urinary Modesty Panels, thereby creating intriguing designs.

TINY TOTS - SKITTLE

The Tiny Tots model is a premium model, customised for children. It has specially designed doors and pilasters suited for smaller height making it highly accessible to children. With sleek stainless steel accessories, it gets a definite stable look and is easy to maintain.



22067
(MORNING GLOW)



22084
(BLUSH)



TINY TOTS - CANDY


Every inch of the cubicle is designed to be child-friendly with intriguing shapes to capture their imagination.



21065
(CARDINAL)



21012
(LILAC)



STEPPING STONES - WAVE 1

The Stepping Stones model offers premium features with highlighted stainless steel/ Nylon/Aluminum accessories. The product has a strong and stable frame which is supported by adjustable legs at the bottom, making it easy to clean and maintain.



22087
(SHELL)



22105
(BERRY BUNCH)




STEPPING
STONES -
WAVE 2



22232
(RIVER BLUE)



21065
(CARDINAL)



GROWING TREE SERIES


The Growing Tree model is customised for the use of middle-school groups and is supported from bottom with adjustable legs. It has Nylon, SS and Aluminum accessories with a retro look. It's high on ease of maintenance, accessibility and stability.



21057
(MARIGOLD)



21142
(POLAR BLUE)



GENNEXT

The GenNext Series is targeted towards high schoolers and teenagers. The style of the model is sleek and contemporary and it also has stainless steel or nylon made hardware and accessories. The cubicle is supported from the bottom using adjustable legs. Apart from having an extremely sturdy structure, this model is one of the easiest to maintain.



21092
(SKY BLUE)



21142
(POLAR BLUE)



FEATURES

- FUN:** Come and ride the roller-coaster of interesting shapes and designs presented by Merino Back to School Cubicles. You can very well create your own design for door and pilaster shape and our expert manufacturing team executes it.
- SAFE:** Merino Back to School Cubicles are fitted with specially developed anti-finger trap safety mechanism.
- HYGIENE:** Merino Back to School Cubicles have anti-bacterial property, thereby providing 99.99% bacteria-free surface at any point of time.
- PRIVACY AND SECURITY:** As primary school children need both supervision and privacy, Merino Back to School Cubicles provide these properties through their specially designed cubicle doors and dividers.

- STUNNING COLOUR OPTIONS:** Merino Back to School Series offers a range of stunning colours and designs to choose from.
- GRAFFITI RESISTANCE:** Any writing mark can be removed easily from Merino Back to School Cubicles.
- AGE:** Different Restroom Cubicle series are there for corresponding age groups of children.
- MATCHING INTERIOR:** Matching Merino Restrooms wall protection options are also available.

DIMENSIONS

Model	Total Height from Ground	Width	Depth	Door Width	Bottom Gap	Divider Height	Accessories	Age Group
Tiny Tots Skittle	1350	820	1550	750	100	1200	Basic: Nylon+Aluminum (Black & White) Premium Stainless Steel	Pre- Primary
Tiny Tots Candy	1500	820	1550	750	150	1200		
Stepping Stones Basics	2003	910	1550	610	150	1550	Nylon+Aluminum (Black & White)	Primary
Stepping Stones Premium	1980	910	1550	610	150	1550	Stainless Steel	
Growing Tree Basics	2003	910	1550	610	150	1550	Nylon+Aluminum (Black & White)	Middle
Growing Tree Premium	1980	910	1550	610	150	1550	Stainless Steel	High School
Gennext	2003	910	1550	610	150	1775	Stainless Steel	High School

All sizes are in mm.



PD DOORS

Merino Restrooms PD Doors are HPL compact doors which can be used in existing Brick Cubicles. Unlike ordinary wooden doors, Merino PD Doors provide the benefits of a dry system like ease of cleaning and maintenance and adequate air ventilation due to bottom floor clearance. Merino PD Doors are an ideal solution for Brick & Mortar cubicles and retrofit projects where only doors are required. They are available in a variety of shades and designs which makes it easier to match them with the existing brick walls, providing an unmatched aesthetic appeal.



14690
(Alhamara Wood)



PD DOORS

CONSTRUCTION

- Each door is equipped with one coat hook, one door knob and one WC lock
- Door opening provision is available in inside direction only. Opening direction of door can be left or right. Aluminum door stopper channels, with provision of rubber lining, are provided for the noiseless closing of door
- Aluminum made D-shaped poles are fixed on the brick wall on both sides. Doors are mounted on the D-shaped poles with the help of 3 hinges. Bottom gap of 150 mm is provided between door and floor

Door Width	Total Height from Ground	Bottom Gap
750	1980	150
	2100	10-150
900	Door Thickness 12 mm	

All sizes are in mm.



WHY PD DOORS?

- Ideal for renovation projects
- Slim and strong
- High aesthetic appeal
- High durability
- Various colours and designs to choose from
- Faster installation: It allows fast installation, saving time and effort
- Easy to clean: It allows full access to clean the floor and makes cleaning easy
- Maintenance-friendly
- Aluminum and nylon hardware and accessories are available in three different colour choices - Black, Grey and White

HARDWARE



D POST
POWDER COATED ALU



GRAVITY HINGE
AND ADAPTOR
NYLON



WC LOCK
NYLON



DOOR KNOB
NYLON




COAT HOOK
NYLON

NOW AVAILABLE WITH STAINLESS STEEL HARDWARE ALSO.

LOCKERS

Merino-Besco Locker System is the pioneer in design and construction of HPL compact made lockers. Sturdy Merino HPL compact laminate made enclosures combined with state-of-the-art hardware design gives you an extensive range of customised styles and sizes for your individual storage needs. Be it a changing room, library, clubhouse, gym, swimming pool or school, Merino-Besco lockers are the perfect fit for every application.



L-TYPE
LOCKERS

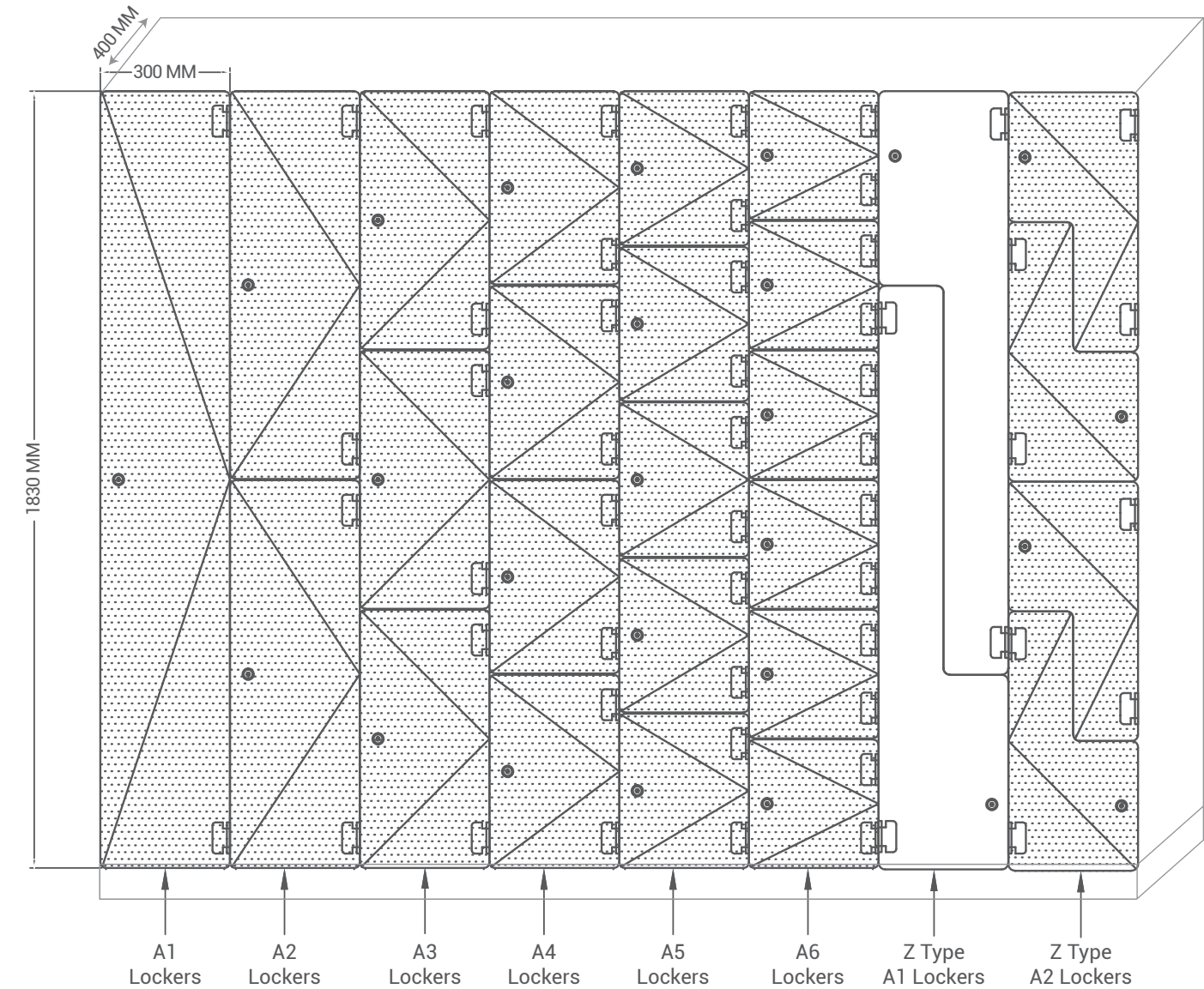


ADVANTAGES

- Excellent resistance to vandalism
- Easy to install, clean and maintain
- Wide range of colours matching with interiors
- Excellent resistance to impact
- Rust proof
- Elegant looks
- Water resistant
- Noiseless operation

APPLICATION AREA

- Swimming Pool
- Changing Room
- Staff Room
- Library
- Sports Complex
- Stadium
- Gym
- Labs



Types of Locks

- Hasp Lock
- Cam Lock
- Numeric Combination Lock

Standard Dimensions of One Locker Column

Width 300 mm x Depth 400 mm x Height 1830 mm

Locker Types

- In A type lockers, the locker column is divided into rectangular locker units of equal size. More the number, less the size of individual locker unit. A minimum of 1 to maximum of 6 individual locker units can be created from a single locker column. A1 locker means one locker unit, A2 means two locker units and so on
- In L type lockers, the locker column is divided into L shaped locker units of equal size



URINAL MODESTY PANELS (UMP)

The Urinal Modesty Panels (UMP) made for men's restrooms are designed to ensure the privacy of users. UMP is basically the separator between two adjacent urinals in men's restrooms. It has hardware made of polyamide grade 6 (nylon) or stainless steel.



Image shown above is for representation purpose only.

Hardware

SS 304 or nylon PA-6 made brackets are used for fixing the UMP panels to the wall.



UMP RIGHT ANGLE
SS

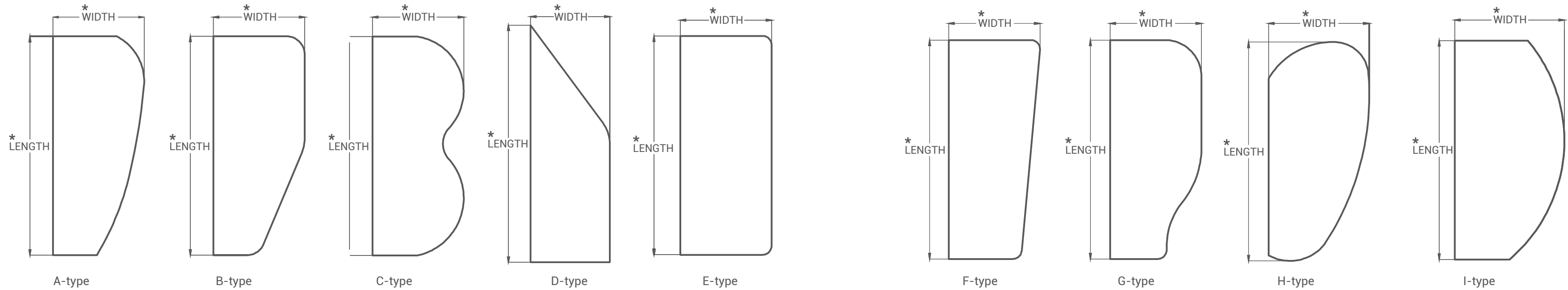


UMP RIGHT ANGLE
NYLON

*Length = 1200 mm, Width = 450 mm and Panel Thickness = 12 mm

NOTE: The dimensions shown here are standard dimensions only. However, specialised dimensions are also made on specific requirement.

Different Shapes of UMP



GRAB BARS

Merino's Support Grab Bar system is a versatile tube and connector system that enables creative customised design for support grab bars, guide railings, balustrades and stairways where vertical post fixing is required. Grab bars are made of seamless bacteria-resistant grade polyamide, diameter 30 mm x 3.2 mm with wall fixing rose made of anti-corrosive steel of diameter 80 mm, polyamide cap to conceal fixing. Our modular construction simplifies installation and clamps accommodate HPL panels. All products have been designed for strength and with solid fastenings. The construction is reinforced with Aluminum and zinc galvanised components.



Image shown above is for representation purpose only.

Description

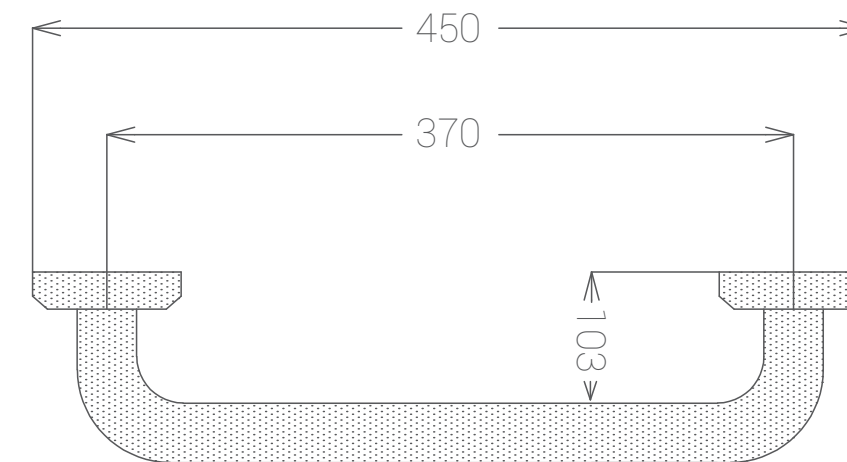
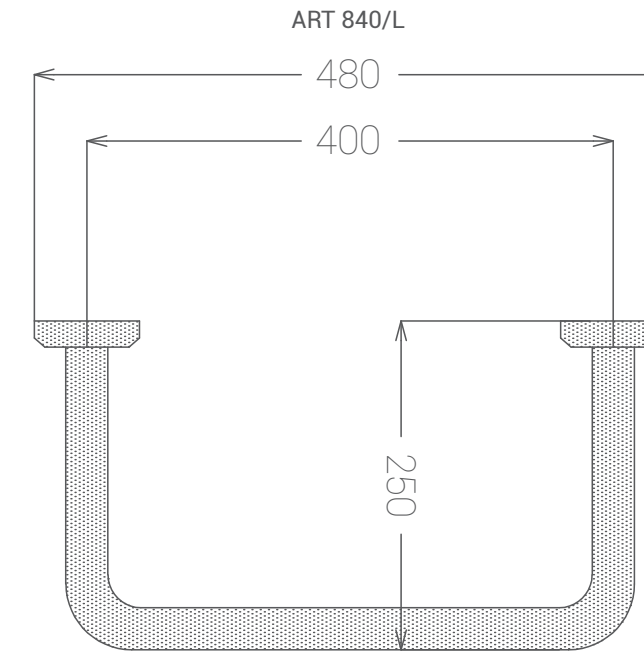
The Support Grab Bar system is available in left and right-handed versions with plugs and screws. Our system conforms to ADA standards for toilets for the specially-abled. Our tactile directional signages facilitate the visually handicapped.

Advantages

- Colour options (Black, Grey and White) to match individual choices
- Resistance to bacteria growth
- Seamless design
- No cold grips in air-conditioned environment unlike steel grab bars



Image shown above is for representation purpose only.



ART 840

All sizes are in mm.

WALL PROTECTION IN RESTROOMS

Merino Restroom Cubicles are not affected by the typical water usage in the restroom due to their excellent water resistance properties. All three sides of the cubicle are inherently immune to any sort of water damage. But one part of the cubicle that remains unprotected is the back wall where the plumbing lines reside. Be it the usage of water in washroom or internal leakage of plumbing line, there is always a chance of the wall getting affected.

Merino solves this critical problem in a unique and effective manner by protecting the back wall with HPL Compact Panels which are not only water resistant and durable but also add an amazing aesthetic appeal to the cubicle.



Images shown above are for representation purpose only.

WHERE CAN SHAURYA BE INSTALLED IN A RESTROOM?

Shaurya can be used in restroom cubicles in the following manner or in a different combination of all the following options:

- Covering only the ledge wall part of the back wall
- Covering the back wall up to the height of the divider
- If there is brick wall in one or both sides of the cubicle (e.g. where one uses the PD Door System), then brick walls can be covered with Shaurya

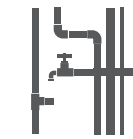
WHY WALL PROTECTION INSIDE RESTROOM?



Protects walls and corners from damage



Protects walls and corners from soiling



Hides plumbing and fittings



Aesthetic and decorative purposes

WHY SHAURYA OVER STONE CLADDING?



Moisture Resistant



Abrasion Resistant



Graffiti Resistant



Anti-bacterial Property



Scratch Resistant



Matching Aesthetics with Cubicles



Image shown above is for representation purpose only.

CHANGING ROOMS

Changing spaces are a necessary utility in areas where users may need to change their clothes like swimming pools, gyms, spas etc. Merino Changing Rooms are self-sustained, easy to install modular cubicles which can even be installed in an open space. In spite of being modular, Merino Changing Rooms offer excellent impact resistance complemented by highly secure locks that ensure the privacy and safety of the user.



Image shown above is for representation purpose only.

SHOWER CUBICLES

Shower cubicles are among other important utilities which find their worth in places such as beaches, gyms, factories, healthcare etc. - wherever users might need to take a shower after certain activities. Merino Shower Cubicles are the perfect solution for such places as they have excellent water resistance properties and can be installed almost anywhere due to their modular construction. Shower cubicles are provided with necessary accessories like hooks to hang clothes and racks to keep toiletries.







THOUGHTFUL IDEAS FOR RESTROOMS THAT WOMEN WOULD LOVE

Reflecting sensitivity towards challenges faced by women in public restrooms, from basic cleanliness and hygiene to managing with an infant or child or when pregnant, Merino Restrooms bring safe and modern solutions that enhance the experience of women in public restrooms.



Image shown above is for representation purpose only.

Features in a Merino Women Caring Restroom

-  **Baby Minder** - to hold the baby carefully while the mother uses the restroom.
-  **Mini Rack and Hook** - a convenient accessory to secure your belongings while using the restroom.
-  **Changing Room** - a convenient room to change your outfit for any formal or informal event.
-  **Make-up Mirror** - one of the most sought-after accessories by women looking for a quick personal touch-up in complete privacy.
-  **Sanitary Pad Dispenser** - women of all age groups need this convenience to get instant access to sanitary pads during times of need.
-  **Mother's Room** - young mothers can come here to breastfeed their infants or change diapers.





COMMITTED TO MAKE PUBLIC RESTROOMS SAFER FOR GERIATRICS

Never to take our eyes off the most respected but vulnerable sections of our society by enabling restroom solutions that make regular things easier for them.




Image shown above is for representation purpose only.


Features in a Merino Geriatric Caring Restroom

-  **Anti-Skid Floor Mat** - improves safety even in wet floor conditions
-  **Squat Support** - mimics traditional squat pooping position in a WC, helping relieve comfortably
-  **Safety Alarm** - easy access a button away in case of any emergency
-  **Grab Bars** - robust support, enabling greater independence and self-confidence


OUR DESIGN RANGE




22091
Arctic White



21581
Royal White



21069
Silver Grey



21081
White Lily



21027
Irish Cream



22087
Shell



21065
Cardinal



21142*
Polar Blue



22232
River Blue



22084*
Blush



22192
Lustre Blue



22143
Grassy



21087
Almond



21009
Grey Stone



21023*
Dark Citrus



21019
Folkstone Grey



21369
Pebble Grey




21187
Champagne



22114
Salmon



22113
Fern Green



22099
Slate



21022*
Midnight Blue



22293
Forest Green



21066
Black



22197
Lark



21055*
Shangrila



22105
Berry Bunch



21028*
Chocolate



21012*
Lilac



21057
Marigold

*4 feet design. Available in joint.



OUR DESIGN RANGE



OUR PRESTIGIOUS INSTALLATIONS



BOQ - AXIS

DESCRIPTION	QTY.	UNIT	RATE	AMT.
<p>SUPPLY AND INSTALLATION OF AXIS MODEL BY MERINO-BESCO Supply and installation of Merino-Besco Axis series cubicles of width and depth as per specifications/site drawings. Cubicle height to be 1980 mm. Axis is a premium restroom design from the house of MRS which offers a virtually floating structure with uncompromised stability and sturdiness.</p>				
<p>MATERIAL Merino Restroom Cubicles are made from HPL compact laminates which are manufactured by special kraft papers and decor paper with thermosetting resin fused together under high pressure and temperature as per manufacturing processes laid down in IS: 2046 and EN 438. Merino HPL Compact Laminates provide superior scratch, abrasion, heat, chemical, impact and graffiti resistance along with anti-bacterial properties. All accessories of AXIS are either made of stainless steel grade 304 or Zinc Alloy grade 3, nickel chrome coated (ZNCC) and all cappings are made of ABS 709. All the fittings shall be made of powder coated/anodised aluminum grade 6063-T5.</p>				
<p>DOORS All doors to be made of 18 mm thick HPL compact board with the chamfered edges. Each door will be supported by SS butt hinges/Zinc Alloy gravity hinge affixed to the pilaster, completed with SS coat hook/Zinc Alloy coat hook and latch lock set or rotating thumb turn. Doors will be routed on the vertical edges affixed with rubber sponge to dampen noise.</p>				
<p>INTERMEDIATE PARTITION All intermediate partitions to be made of Galvanised MS square tube of 50 mm x 50 mm covered with two 3 mm HPL compact laminates on either sides.</p>				
<p>MID-PILASTER/END PILASTER All mid/end pilaster shall be of 18 mm thick HPL compact board. All pilaster will be routed at its vertical ends to provide closure to doors.</p>				
<p>HARDWARE/ACCESSORIES All accessories of AXIS are either made of stainless steel grade 304 or Zinc Alloy grade 3, nickel chrome coated (ZNCC) and all cappings are made of ABS 709. All the fittings shall be made of powder coated/anodized Aluminum grade 6063-T5.</p>				
<p>ACCESSORIES: Aluminum top rail channel shall be fixed on to top of the pilaster for proper strength, stability and alignment to the system. Each restroom cubicle equipped with following accessories: i) ZNCC latch lock set with occupancy indicator/stainless steel rotating thumb turn with occupancy indicator ii) ZNCC coat hook (load capacity 15 kg.)/stainless steel coat hook (load capacity 25 kg.) iii) ZNCC door stopper iv) ZNCC hinge/SS 304 hinges v) Stainless steel 316 cover</p>				
<p>DESIGN There are more than 60 design options available in a wide range of styles, sizes, configurations, and colours to achieve a perfect match for your requirement and interior designs. Anti-bacterial properties of the compact laminate surface minimise the risk of spreading and transferring the bacteria.</p>				
<p>DIMENSIONS Depth: 1350 to 1800 mm, Height: 1980 mm, Width: 900 mm, Bottom Gap: 150 mm, Door Width: 600 mm, Panel Thickness: 18 mm, 3 mm</p>				
<p>INSTALLATION The installation will be executed only after tiling/flooring is completed. Installation to be done under supervision of Merino's skilled supervisors. The entire installation to be carried out as per process mentioned in Merino's installation manual.</p>				
<p>WARRANTY Merino provides 10 year warranty on the compact panels for any manufacturing or moisture-related damage and 1-year warranty on the hardware. Both the warranty offers do not include wear, tear and vandalism damage.</p>		Nos.		

BOQ - BACCHUS

DESCRIPTION	QTY.	UNIT	RATE	AMT.
<p>SUPPLY AND INSTALLATION OF BACCHUS BY MERINO-BESCO Supply and installation of Merino-Besco Bacchus series cubicles of width and depth as per specifications/site drawings. Cubicle height to be 2018 mm. Bacchus Model is a bottom mounted premium restroom design with amplified aesthetics and finesse. It is designed and engineered to complement high-end architectural marvels and corporate installations. Bacchus derives its beauty from its state-of-the-art accessories.</p>				
<p>MATERIAL Merino Restroom Cubicles are made from HPL compact laminates which are manufactured by special kraft papers and decor paper with thermosetting resin, fused together under high pressure and temperature as per manufacturing processes laid down in IS: 2046 and EN 438. Merino HPL Compact Laminates provide superior scratch, abrasion, heat, chemical, impact, graffiti resistance along with anti-bacterial properties. All accessories of Bacchus are made of Zinc Alloy grade 3, nickel chrome coated (ZNCC) and all cappings are made of ABS 709. All the fittings shall be made of powder coated/anodised aluminum grade 6063-T5.</p>				
<p>DOORS All doors are made of 12 mm thick HPL compact board with the chamfered edges. Each door is supported by Zinc Alloy gravity hinges which is affixed to the pilaster, completed with Zinc Alloy coat hook and Zinc Alloy latch lock set. Doors will be routed on the vertical edges affixed with rubber sponge to dampen noise.</p>				
<p>INTERMEDIATE PARTITION 12 mm Intermediate partition will be affixed by concealed 'U' channel with cover. The 'U' channel will be affixed to both ends of intermediate partition (Wall and Pilaster).</p>				
<p>PILASTER All pilaster shall be made of 12 mm thick HPL compact board. It shall be anchored to the floor using Bacchus pedestal with standard floor clearance. All pilasters will be routed at its vertical ends to provide closure to doors.</p>				
<p>CONCEALED U CHANNEL COVER Concealed U channel cover is specially designed to conceal screw heads.</p>				
<p>HARDWARE/ACCESSORIES All accessories of Bacchus are either made of stainless steel grade 304 or Zinc Alloy grade 3, nickel chrome coated (ZNCC) and all cappings are made of ABS 709. All the fittings shall be made of powder coated/anodised aluminum grade 6063-T5.</p>				
<p>ACCESSORIES Aluminum top rail channel shall be fixed on to top of the pilaster for proper strength, stability and alignment to the system. Each restroom cubicle equipped with following accessories: i) ZNCC latch lock set with occupancy indicator ii) ZNCC coat hook which can bear upto 15 kg. of weight iii) ZNCC door stopper iv) ZNCC hinges v) ZNCC pedestal vi) Aluminum top rail (40 mm x 40 mm x 2 mm)</p>				
<p>DESIGN There are more than 60 design options available in a wide range of styles, sizes, configurations, and colours to achieve a perfect match for your requirement and interior designs. Anti-bacterial properties of the compact laminate surface minimise the risk of spreading and transferring the bacteria.</p>				
<p>DIMENSIONS Depth: 1550 mm, Height: 2040 mm, Width: 900 mm, Door Width: 600 mm, Panel Thickness: 12 mm.</p>				
<p>INSTALLATION Installation will be executed under supervision of Merino's skilled supervisors. The entire installation to be carried out as per process mentioned in Merino's installation manual.</p>				
<p>WARRANTY Merino provides 10 years of warranty on the compact panels for any manufacturing or moisture related damage and 1 year of warranty on the hardware. Both the warranty offers do not include wear, tear and vandalism inflicted damage.</p>		Nos.		



BOQ - CEILING HUNG

TOILET CUBICLES AND ASSOCIATED WORKS	QTY.	UNIT	RATE	AMT.	COLOUR	
					C1	C2
<p>SCOPE OF WORK</p> <p>Supply and installation of Merino-Besco Ceiling Hung series cubicles of width and depth as per specifications/site drawings. Cubicle height to be 2400 mm.</p>						
<p>ITEM DESCRIPTION</p> <p>Made from solid grade compact high pressure laminate as per IS:2046 and EN 438 manufactured under high specific pressure > 5 MPa and temperature 120°C with bunch of kraft papers impregnated with thermosetting phenolic resin and decorative papers made of cellulose fiber, impregnated with thermosetting melamine resin which provides superior scratch, abrasion, heat, chemical, impact, graffiti and moisture resistance along with anti-bacterial properties.</p> <p>Design no. as specified by Arch. / Engr. in suede finish. Size of panels to be as per drawing.</p> <p>DOORS</p> <p>All doors will be of single colour and made of 18 mm thick Merino HPL compact panel. The doors will have chamfered edges. Each door will be supported by 3 stainless steel hinges affixed to the pilasters. Stainless steel made coat hook and door knob are provided with each door. All the doors will be routed at the vertical ends and the rubber sponge lining will be incorporated at the routed ends.</p> <p>PILASTERS</p> <p>All pilasters will be made of 18 mm thick Merino HPL compact panel. The pilasters are affixed to the mild steel rectangular plates (250 mm x 75 mm x 6 mm) and the plates are, in turn, fixed with the top rail. The assembled parts will be concealed by the stainless steel made box-up fixture. The pilasters will be routed at their vertical ends to facilitate proper closure of doors. The visible height from finished floor level to false ceiling is 2400 mm, including a floor clearance of 100 mm.</p> <p>DIVIDERS</p> <p>All intermediate partitions or dividers will be made of 12/18 mm thick Merino HPL compact laminate panels. They are affixed with stainless steel made F-channel at their ends for ultimate stability of the system.</p>						
<p>HARDWARE AND ACCESSORIES</p> <ul style="list-style-type: none"> H shaped (Top) head frame structure made of extruded Aluminum grade 6063 T50-5 micron epoxy powder coated for surface protection. Size to be 125 mm x 71 mm x 5 mm Corner joinery section, size to be 40 x 15.5 x 1.8T U-Channel Wall joinery section, size to be 22 x 16 x 1.6T Door stopper section, size to be 19.5 x 12.3 x 1.5T Spring loaded butt hinges made from stainless steel grade 304. Surface finish to be matt type. Covers to be lacquer coated Coat hook with rubber stopper made from stainless steel grade 304. Surface finish to be lacquer type Round Door knob diameter 30 mm with grooves for better hand grip made from stainless steel grade 304. Surface finish to be lacquer type Rotating thumb-turn locking system with privacy indicator made from stainless steel grade 304. Surface finish to be lacquer type Stainless steel grade 304 screws 						
<p>CEILING HUNG SERIES CUBICLES: STD. SIZES</p> <p>Ceiling Hung Series Cubicles: Std. Sizes (W x D x H): 900 mm x 1550 mm x 2400 mm, (Height is including 100 mm gap from bottom) Door Width - 600/610 mm</p>						
		Nos.				

BOQ- ATHENA LITE

TOILET CUBICLES AND ASSOCIATED WORKS	QTY.	UNIT	RATE	AMT.	COLOUR	
					C1	C2
<p>SCOPE OF WORK</p> <p>Supply and installation of Merino-Besco Athena Lite series cubicles of width and depth as per specifications/site drawings. Cubicle height to be 2105 mm.</p>						
<p>ITEM DESCRIPTION</p> <p>Made from Merino High Pressure Laminate (HPL) compact panel manufactured as per IS:2046 and EN-438 by applying high pressure on a bunch of kraft papers impregnated with thermosetting phenolic resin and decorative papers impregnated with thermosetting melamine resin which provides superior scratch, abrasion, heat, chemical, impact, graffiti and moisture resistance along with anti-bacterial properties.</p> <p>DOORS</p> <p>All doors will be of single colour and made of 12 mm thick Merino HPL compact panel. The doors will have chamfered edges. Each door will be supported by 3 SS made hinges affixed to the pilasters. SS made coat hook and door knob are provided with each door. All the doors will be routed at the vertical ends and the rubber sponge lining will be incorporated at the routed ends.</p> <p>PILASTERS</p> <p>All pilasters will be made of 12 mm thick Merino HPL compact panel with chamfered edge and completed with SS made lock set (Comprised of Thumb turn and occupancy indicator). Pilasters are slotted and affixed to the top rail. They are secured from the top of the top rail. The bottom gap is 150 mm.</p> <p>DIVIDERS</p> <p>All intermediate partitions or dividers will be made of 12 mm thick Merino HPL compact laminate panels. They are affixed with Aluminum made U-channel at their ends for ultimate stability of the system.</p> <p>Design No. as specified by Arch./Engr. in suede finish. Size of panels to be as per drawing.</p>						
<p>HARDWARE AND ACCESSORIES</p> <ul style="list-style-type: none"> H shaped (Top) head frame structure made of extruded Aluminum grade 6063 T5 epoxy powder coated for surface protection. Size to be 125 x 71 x 5T Corner joinery section, size to be 40 x 15.5 x 1.8T U-Channel Wall joinery section, size to be 22 x 16 x 1.6T Door stopper section, size to be 19.5 x 12.3 x 1.5T Spring loaded butt hinges made from SS grade 304. Surface finish to be matt type. Covers to be lacquer coated Coat hook with rubber stopper made from SS grade 304. Surface finish to be lacquer type Round Door knob diameter 30 mm with grooves for better hand grip made from SS grade 304. Surface finish to be lacquer type Rotating thumb-turn locking system with privacy indicator made from SS grade 304. Surface finish to be lacquer type SS grade 304 screws The installation will be completed as per drawing, under supervision of engineer in-charge and company experts 						
<p>ATHENA LITE - SS SERIES CUBICLES- STD. SIZES</p> <p>(W x D x H): 900 mm x 1550 mm x 2105 mm, (Height is including 100 mm gap from bottom) Door Width - 610/600 mm</p>						
		Nos.				



BOQ - TITAN 18 MM BOX-UP

TOILET CUBICLES AND ASSOCIATED WORKS	QTY.	UNIT	RATE	AMT.	COLOUR	
					C1	C2
<p>SCOPE OF WORK</p> <p>Supply and installation of Merino-Besco Titan 18 mm box-up series cubicles of width and depth as per specifications/ site drawings. Cubicle height to be 2100 mm.</p>						
<p>ITEM DESCRIPTION</p> <p>Made from solid grade compact high pressure laminate as per IS:2046 manufactured under high specific pressure > 5 MPa and temperature 120°C with bunch of kraft papers, impregnated with thermosetting phenolic resin and decorative papers made of cellulose fiber, impregnated with thermosetting melamine resin which provides superior scratch, abrasion, heat, chemical, impact, graffiti and moisture resistance along with anti-bacterial properties. Panels have a black core that when machined, presents a distinctive black edge.</p> <p>DOORS</p> <p>All doors will be of single colour and made of 18 mm thick Merino HPL compact panel. The doors will have chamfered edges. Each door will be supported by 3 stainless steel made hinges affixed to the pilasters. Stainless steel coat hook and stainless steel door knob are provided with each door. All the doors will be routed at the vertical ends and the rubber sponge lining will be incorporated at the routed ends.</p> <p>PILASTERS</p> <p>All pilasters will be made of 18 mm thick Merino HPL compact panel with chamfered edge and completed with stainless steel made lock set (comprises of thumb-turn and occupancy indicator). Pilasters will be anchored to the floor using steel made L brackets and box-up fixtures are used for covering the floor anchored mechanism. All pilasters will be routed at their vertical ends to facilitate closure of doors.</p> <p>DIVIDERS</p> <p>All intermediate partitions or dividers will be made of 18 mm thick Merino HPL compact laminate panels. They are affixed with stainless steel made U-channel at their ends for ultimate stability of the system. Design no. as specified by Arch./Engr. in suede finish. Size of panels to be as per drawing.</p>						
<p>HARDWARE AND ACCESSORIES</p> <ul style="list-style-type: none"> No head frame structure, all panels to be aligned to the top Corner joinery section made from stainless steel grade 304. Surface finish to be brush type. A thin plastic film pasted for surface protection. Size to be 40 mm x 16mm x 0.8 mm Wall joinery section with hamming profile made from stainless steel grade 304. Surface finish to be brush type. A thin plastic film pasted for surface protection. Size to be 21 mm X 22 mm X 0.8 mm Fixed front panel to be anchored to floor with L Bracket of SS 316 and covered with SS 316 grade box type plate from all directions with 100 mm clear height from ground. Surface finish to be matt type Spring loaded butt hinges made from stainless steel grade 304. Surface finish to be matt type. Covers to be lacquer coated Coat hook with rubber stopper made from stainless steel grade 304. Surface finish to be lacquer type Round Door knob diameter 30 mm with grooves for better hand grip made from stainless steel grade 304. Surface finish to be lacquer type Rotating thumb-turn locking system with privacy indicator made from stainless steel grade 304. Surface finish to be lacquer type Stainless steel grade 304 screws Anti-rotation nylon polyamide grade 6- expandable wall plugs 						
<p>TITAN BOX-UP 18 MM SERIES CUBICLES: STD. SIZES</p> <p>(W x D x H)- 900 mm x 1550 mm x 2100 mm, (Height is including 100 mm gap from bottom) Door Size - 610/600 mm</p>		Nos.				

BOQ - TITAN 12 MM BOX-UP

TOILET CUBICLES AND ASSOCIATED WORKS	QTY.	UNIT	RATE	AMT.	COLOUR	
					C1	C2
<p>SCOPE OF WORK</p> <p>Supply and installation of Merino-Besco Titan 12 mm box-up series cubicles of width and depth as per specifications/ site drawings. Cubicle height to be 2100 mm.</p>						
<p>ITEM DESCRIPTION</p> <p>Made from solid grade compact high-pressure laminate as per IS:2046 and EN 438 manufactured under high specific pressure > 5 MPa and temperature 120°C with bunch of kraft papers impregnated with thermosetting phenolic resin and decorative papers made of cellulose fiber impregnated with thermosetting melamine resin which provide superior scratch, abrasion, heat, chemical, impact, graffiti and moisture resistance along with anti-bacterial properties. Panels have a black core that when machined, presents a distinctive black edge.</p> <p>DOORS</p> <p>All doors will be of single colour and made of 12 mm thick Merino HPL compact panel. The doors will have chamfered edges. Each door will be supported by 3 stainless steel made hinges affixed to the pilasters. Stainless steel made coat hook and stainless steel door knob are provided with each door. All the doors will be routed at the vertical ends and the rubber sponge lining will be incorporated at the routed ends.</p> <p>PILASTERS</p> <p>All pilasters will be made of 12 mm thick Merino HPL compact panel with chamfered edge and completed with stainless steel made lock set (comprises of thumb-turn and occupancy indicator). Pilasters will be anchored to the floor using steel made L brackets and box-up fixtures are used for covering the floor anchored mechanism. All pilasters will be routed at their vertical ends to facilitate closure of doors.</p> <p>DIVIDERS</p> <p>All intermediate partitions or dividers will be made of 12 mm thick Merino HPL compact laminate panels. They are affixed with stainless steel U-channel at their ends for ultimate stability of the system. Design no. as specified by Arch./ Engr. in suede finish. Size of panels to be as per drawing.</p>						
<p>HARDWARE AND ACCESSORIES</p> <ul style="list-style-type: none"> Top rail is made of stainless steel grade 304. A thin plastic film pasted for surface protection. Dimension is 55 mm x 42 mm x 1.6 mm Corner joinery section made from stainless steel grade 304. Surface finish to be brush type. A thin plastic film pasted for surface protection. Size to be 35 mm x 15 mm x 0.8 mm Wall joinery section with hamming profile made from stainless steel grade 304. Surface finish to be brush type. A thin plastic film pasted for surface protection. Size to be 21 mm x 16 mm x 0.8 mm Fixed front panel to be anchored to floor with L Bracket of SS 316 and covered with SS 316 grade box-type plate from all directions with 100 mm clear height from ground. Surface finish to be matt type Spring loaded butt hinges made from stainless steel grade 304. Surface finish to be matt type. Covers to be lacquer coated Coat hook with rubber stopper made from stainless steel grade 304. Surface finish to be lacquer type Round Door knob diameter 30 mm with grooves for better hand grip made from stainless steel grade 304. Surface finish to be lacquer type Rotating thumb-turn locking system with privacy indicator made from stainless steel grade 304. Surface finish to be lacquer type Anti-noise rubber padding of thickness 2 mm and width 10 mm Stainless steel grade 304 screws 						
<p>TITAN BOX-UP 12 MM SERIES CUBICLES: STD. SIZES</p> <p>Titan Box-up 12 mm Series Cubicles: Std Sizes (W x D x H)- 900 mm x 1550 mm x 2100 mm, (Height is including 100 mm gap from bottom) Door Width - 610/600 mm</p>		Nos.				



BOQ - TITAN STANDARD

TOILET CUBICLES AND ASSOCIATED WORKS	QTY.	UNIT	RATE	AMT.	COLOUR	
					C1	C2
<p>SCOPE OF WORK</p> <p>Supply and installation of Merino-Besco Titan Standard series cubicles of width and depth as per specifications/site drawings. Cubicle height will be 1980 mm.</p>						
<p>ITEM DESCRIPTION</p> <p>Made from solid grade compact high pressure laminate as per IS:2046 and EN438- manufactured under high specific pressure > 5 MPa and temperature 120° C with bunch of kraft papers, impregnated with thermosetting phenolic resin and decorative papers made of cellulose fiber, impregnated with thermosetting melamine resin which provides superior scratch, abrasion, heat, chemical, impact, graffiti and moisture resistance along with anti-bacterial properties. Panels have a black core that when machined, presents a distinctive black edge. Size of panels to be as per drawing. Design No. as specified by Arch./Engr. in suede finish.</p> <p>DOORS</p> <p>All doors will be of single colour and made of 12 mm thick Merino HPL compact panel. The doors will have chamfered edges. Each door will be supported by 3 stainless steel made hinges affixed to the pilasters. Stainless steel coat hook and stainless steel door knob. All the doors will be routed at the vertical ends and the rubber sponge lining will be incorporated at the routed ends.</p> <p>PILASTERS</p> <p>All pilasters will be made of 12 mm thick Merino HPL compact panel with chamfered edge and completed with stainless steel made lock set (comprised of thumb-turn and occupancy indicator). Pilasters will be anchored to the floor using stainless steel made adjustable legs. All pilasters will be routed at their vertical ends to facilitate closure of doors.</p> <p>DIVIDERS</p> <p>All intermediate partitions or dividers will be made of 12 mm thick Merino HPL compact laminate panels. They are affixed with stainless steel made U-channel at their ends for ultimate stability of the system.</p>						
<p>HARDWARE AND ACCESSORIES</p> <ul style="list-style-type: none"> • Top rail is made of stainless steel grade 304 with a rectangular cross section (Size to be 55 mm x 42 mm x 1.6 mm). Surface finish will be brush type. A thin plastic film is pasted for surface protection • Corner joinery section made from stainless steel grade 304. Surface finish to be brush type. A thin plastic film is pasted for surface protection. Size to be 35 mm x 16.4 mm x 0.8 mm • Wall joinery section with hamming profile made from stainless steel grade 304. Surface finish to be brush type. A thin plastic film is pasted for surface protection. Size to be 21 mm x 16.4 mm x 0.8 mm • Adjustable Pedestal Footing of base diameter 60 mm made from stainless steel grade 316 giving an adjustable height of 100 mm to 150 mm. Surface finish to be lacquer type • Spring loaded butt hinges made from stainless steel grade 304. Surface finish to be matt type. Covers to be lacquer coated • Coat hook with rubber stopper made from stainless steel grade 304. Surface finish to be lacquer type • Round Door knob diameter 30 mm with grooves for better hand grip made from stainless steel grade 304. Surface finish to be lacquer type • Rotating thumb-turn locking system with privacy indicator made from stainless steel grade 304. Surface finish to be lacquer type • Anti-noise rubber padding of thickness 2 mm and width 10 mm 						
<p>TITAN STANDARD CUBICLES: STD. SIZES</p> <p>(W x D x H): 900 mm x 1550 mm x 1980 mm (Height is including 150 mm gap from bottom) Door Size - 610/600 mm</p>						
		Nos.				

BOQ - TITAN STANDARD (WITH CIRCULAR TOP RAIL)

TOILET CUBICLES AND ASSOCIATED WORKS	QTY.	UNIT	RATE	AMT.	COLOUR	
					C1	C2
<p>SCOPE OF WORK</p> <p>Supply and installation of Merino-Besco Titan Standard series cubicles of width and depth as per specifications/site drawings. Cubicle height to be 2034 mm.</p>						
<p>ITEM DESCRIPTION</p> <p>Made from solid grade compact high pressure laminate as per IS:2046 and EN438- manufactured under high specific pressure > 5 MPa and temperature 120°C with bunch of kraft papers, impregnated with thermosetting phenolic resin and decorative papers made of cellulose fiber, impregnated with thermosetting melamine resin which provides superior scratch, abrasion, heat, chemical, impact, graffiti and moisture resistance along with anti-bacterial properties. Panels have a black core that when machined, presents a distinctive black edge. Size of panels to be as per drawing. Design no. as specified by Arch./Engr. in suede finish.</p> <p>DOORS</p> <p>All doors will be of single colour and made of 12 mm thick Merino HPL compact panel. The doors will have chamfered edges. Each door will be supported by 3 stainless steel hinges affixed to the pilasters. Stainless steel made coat hook and stainless steel door knob. All the doors will be routed at the vertical ends and the rubber sponge lining will be incorporated at the routed ends.</p> <p>PILASTERS</p> <p>All pilasters will be made of 12 mm thick Merino HPL compact panel with chamfered edge and completed with stainless steel made lock set (comprised of thumb turn and occupancy indicator). Pilasters will be anchored to the floor using stainless steel adjustable legs. All pilasters will be routed at their vertical ends to facilitate closure of doors.</p> <p>DIVIDERS</p> <p>All intermediate partitions or dividers will be made of 12 mm thick Merino HPL compact laminate panels. They are affixed with stainless steel made U-channel at their ends for ultimate stability of the system.</p>						
<p>HARDWARE AND ACCESSORIES</p> <ul style="list-style-type: none"> • Top rail is made of stainless steel grade 304 with circular cross section (Diameter 32 mm). Surface finish will be mirror type • Tubular panel holder is made of stainless steel grade 304. Surface finish to be lacquer type • Corner joinery section made from stainless steel grade 304. Surface finish to be brush type. A thin plastic film is pasted for surface protection. Size to be 35 mm x 16.4 mm x 0.8 mm • Wall joinery section with hamming profile made from stainless steel grade 304. Surface finish to be brush type. A thin plastic film is pasted for surface protection. Size to be 21 mm x 16.4 mm x 0.8 mm • Adjustable Pedestal Footing of base diameter 60 mm made from stainless steel grade 316 giving an adjustable height of 100 mm to 150 mm. Surface finish to be lacquer type • Spring loaded butt hinges made from stainless steel grade 304. Surface finish to be matt type. Covers to be lacquer coated • Coat hook with rubber stopper made from stainless steel grade 304. Surface finish to be lacquer type • Round door knob diameter 30 mm with grooves for better hand grip made from stainless steel grade 304. Surface finish to be lacquer type • Rotating thumb-turn locking system with privacy indicator made from stainless steel grade 304. Surface finish to be lacquer type • Anti-noise rubber padding of thickness 2 mm and width 10 mm 						
<p>TITAN STANDARD CUBICLES (WITH CIRCULAR TOP RAIL): STD. SIZES</p> <p>(W x D x H): 900 mm x 1550 mm x 1980 mm (Height is including 150 mm gap from bottom) Door Size - 610/600 mm</p>						
		Nos.				



BOQ - ZMS SS

TOILET CUBICLES AND ASSOCIATED WORKS	QTY.	UNIT	RATE	AMT.	COLOUR	
					C1	C2
<p>SCOPE OF WORK</p> <p>Supply and installation of Besco by Merino ZMS (SS) series cubicles of width and depth as per specifications/site drawings. Cubicle height to be 2003 mm.</p>						
<p>ITEM DESCRIPTION</p> <p>Made from solid grade compact high pressure laminate as per IS:2046 and EN438- manufactured under high specific pressure > 5 MPa and temperature 120°C with bunch of kraft papers, impregnated with thermosetting phenolic resin and decorative papers made of cellulose fiber, impregnated with thermosetting melamine resin which provides superior scratch, abrasion, heat, chemical, impact, graffiti and moisture resistance along with anti-bacterial properties. Panels have a black core that when machined, presents a distinctive black edge.</p> <p>DOORS</p> <p>All doors will be of single colour and made of 12 mm thick Merino HPL compact panel. The doors will have chamfered edges. Each door will be supported by 3 stainless steel made hinges affixed to the pilasters. Stainless steel made coat hook and door knob are provided with each door.</p> <p>PILASTERS</p> <p>All pilasters will be made of 12 mm thick Merino HPL compact panel with chamfered edge and completed with stainless steel thumb-turn lock set (comprised of thumb-turn and occupancy indicator). Aluminum door stopper profiles with rubber linings for dampening the noise while door closing will be provided at the vertical ends of the pilasters.</p> <p>DIVIDERS</p> <p>All intermediate partitions or dividers will be made of 12 mm thick Merino HPL compact laminate panels. They are affixed with stainless steel made U-channel at their ends for ultimate stability of the system. Design No. as specified by Arch./Engr. in suede finish. Size of panels to be as per drawing.</p>						
<p>HARDWARE AND ACCESSORIES</p> <ul style="list-style-type: none"> Semi-spherical (Top) head frame structure for surface protection. Size to be 50 mm x 32 mm x 1.8 mm Corner joinery section, size to be 40 mm x 16.5 mm x 1.8 mm U-Channel Wall joinery section, size to be 22 mm x 16 mm x 1.8 mm. Door stopper section, size to be 21 mm x 12.5 mm x 1.6 mm Adjustable Palm Design Pedestal Footing of base diameter 60 mm made from stainless steel grade 316 giving a clearance height of 150 mm. Surface finish to be lacquer type Spring loaded butt hinges made from stainless steel grade 304. Surface finish to be matt type. Covers to be lacquer coated Coat hook with rubber stopper made from stainless steel grade 304. Surface finish to be lacquer type Round Door knob diameter 30 mm with grooves for better hand grip made from stainless steel grade 304. Surface finish to be lacquer type Rotating thumb-turn locking system with privacy indicator made from stainless steel grade 304. Surface finish to be lacquer type Stainless steel grade 304 screws Anti-rotation nylon polyamide grade 6- expandable wall plugs The work shall complete as per drawing, under supervision of engineer in-charge and company experts Extruded grade aluminum alloy and epoxy powder coated (colour as per specifications) 						
<p>ZMS SS SERIES CUBICLES: STD. SIZES</p> <p>(W x D x H): 900 mm x 1550 mm x 2003 mm, (Height is including 150 mm gap from bottom) Door Width - 610 mm</p>		Nos.				

BOQ- ZMS (NYLON)

TOILET CUBICLES AND ASSOCIATED WORKS	QTY.	UNIT	RATE	AMT.	COLOUR	
					C1	C2
<p>SCOPE OF WORK</p> <p>Supply and installation of Merino-Besco ZMS (Nylon) series cubicles of width and depth as per specifications/site drawings. Cubicle height will be 2003 mm.</p>						
<p>ITEM DESCRIPTION</p> <p>Made from Merino High Pressure Laminate (HPL) compact panel manufactured as per IS:2046 and EN-438 by applying high pressure on a bunch of kraft papers impregnated with thermosetting phenolic resin and decorative papers, impregnated with thermosetting melamine resin which provide superior scratch, abrasion, heat, chemical, impact, graffiti and moisture resistance along with anti-bacterial properties.</p> <p>DOORS</p> <p>All doors will be of single colour and made of 12 mm thick Merino HPL compact panel. The doors will have chamfered edges. Each door will be supported by 3. Nylon PA - 6 made hinges affixed to the pilasters. Nylon PA - 6 made coat hook and lock set are provided with each door.</p> <p>PILASTERS</p> <p>All pilasters will be made of 12 mm thick Merino HPL compact panel with chamfered edge and completed with SS made thumb-turn lock set. Aluminum made door stopper profiles with rubber linings for dampening the noise while door closing will be provided at the vertical ends of the pilasters. Pilasters will be anchored to the floor using Nylon PA - 6 made adjustable legs. The bottom gap is 150-200 mm.</p> <p>DIVIDERS</p> <p>All intermediate partitions or dividers will be made of 12 mm thick Merino HPL compact laminate panels. They are affixed with Aluminum made U-channel at their ends for ultimate stability of the system.</p> <p>Design No. as specified by Arch./Engr. in suede finish. Size of panels to be as per drawing.</p>						
<p>HARDWARE AND ACCESSORIES</p> <ul style="list-style-type: none"> Semi-spherical (Top) head frame structure for surface protection, size to be 50 x 32 x 1.6T. Corner joinery section, size to be 40 x 16.5 x 1.8T. U-Channel Wall joinery section, size to be 22 x 16 x 1.6T. Door stopper section, size to be 21 x 12.5 x 1.6T Nylon Polyamide grade 6 adjustable pedestal footing of base minimum diameter 70 mm, giving a clearance height of min 150 mm to max 200 mm Self closing hinges (gravity mechanism) made from nylon polyamide grade 6. Colour to be as per specifications Round Coat hook with base diameter 53 mm made from nylon polyamide grade 6. Colour to be as per specifications Round Door knob diameter 48 mm with thumb-recess made from Nylon polyamide grade 6. Colour to be as per specifications Rotating thumb-turn locking system with privacy indicator locking system made from Nylon polyamide grade 6. Colour to be as per specifications Anti-noise rubber padding SS grade 304 screws Anti-rotation nylon polyamide grade 6 expandable wall plugs The work shall complete as per drawing , under supervision of engineer in-charge and company experts 						
<p>ZMS SERIES CUBICLES: STD. SIZES</p> <p>(W x D x H): 900 mm x 1550 mm x 2003 mm, (Height is including 150 mm gap from bottom) Door Width - 600 mm</p>		Nos.				



BOQ - TINY TOTS SKITTLE

TOILET CUBICLES AND ASSOCIATED WORKS	QTY.	UNIT	RATE	AMT.	COLOUR	
					C1	C2
SCOPE OF WORK						
Supply and installation of Tiny Tots Skittle series cubicles of width and depth as per specifications/site drawings. Cubicle height will be __1350__ mm.						
ITEM DESCRIPTION						
Made from Merino High Pressure Laminate (HPL) compact panel manufactured as per IS:2046 and EN-438 by applying high pressure on a bunch of kraft papers impregnated with thermosetting phenolic resin and decorative papers, impregnated with thermosetting melamine resin which provide superior scratch, abrasion, heat, chemical, impact, graffiti and moisture resistance along with anti-bacterial properties.						
DOORS						
All doors will be of single colour and made of 12 mm thick Merino HPL compact panel. The doors will have chamfered edges. Each door will be supported by 2 stainless steel/nylon made hinges affixed to the pilasters. Stainless steel/nylon made coat hook and lock set are provided with each door. All the doors will have rubber sponge lining at their vertical ends.						
PILASTERS						
All pilasters will be made of 12 mm thick Merino HPL compact panel with chamfered edgeS and completed with SS thumb turn lock set. The pilasters will be anchored to the floor using stainless steel using box up fixtures. The bottom gap will be 100mm."						
DIVIDERS						
All intermediate partitions or dividers will be made of 12 mm thick Merino HPL compact laminate panels. They are affixed with stainless steel/aluminum made U-channel at their vertical ends for ultimate stability of the system.						
HARDWARE AND ACCESSORIES						
<ul style="list-style-type: none"> • Corner joinery section made from stainless steel grade 304. Surface finish to be brush type. A thin plastic film is pasted for surface protection. Size to be 35 mm x 16.4 mm x 0.8 mm • Wall joinery section with hamming profile made from stainless steel grade 304. Surface finish to be brush type. A thin plastic film is pasted for surface protection. Size to be 21 mm x 16.4 mm x 0.8 mm • SS Shoe Box Pedestal Footing from stainless steel grade 316 giving an Shoe Box height of 100 mm. Surface finish to be lacquer type • Spring loaded butt hinges made from stainless steel grade 304. Surface finish to be matt type. Covers to be lacquer coated • Coat hook with rubber stopper made from stainless steel grade 304. Surface finish to be lacquer type • Round Door knob diameter 30 mm with grooves for better hand grip made from stainless steel grade 304. Surface finish to be lacquer type • Lock set locking system with privacy indicator made from stainless steel grade 304. Surface finish to be lacquer type • Anti-noise rubber padding of thickness 2 mm and width 10 mm" 						
STANDARD SIZES						
Total Height: 1350mm, Width: 900mm, Depth: 1550mm, Door Height: 890mm, Door Width: 750mm, Bottom Gap: 100, Divider Max Height: 1200mm						

BOQ - TINY TOTS CANDY

TOILET CUBICLES AND ASSOCIATED WORKS	QTY.	UNIT	RATE	AMT.	COLOUR	
					C1	C2
SCOPE OF WORK						
Supply and installation of Tiny Tots Skittle series cubicles of width and depth as per specifications/site drawings. Cubicle height will be __1500__ mm.						
ITEM DESCRIPTION						
Made from Merino High Pressure Laminate (HPL) compact panel manufactured as per IS:2046 and EN-438 by applying high pressure on a bunch of kraft papers impregnated with thermosetting phenolic resin and decorative papers, impregnated with thermosetting melamine resin which provide superior scratch, abrasion, heat, chemical, impact, graffiti and moisture resistance along with anti-bacterial properties.						
DOORS						
All doors will be of single colour and made of 12 mm thick Merino HPL compact panel. The doors will have chamfered edges. Each door will be supported by 2 stainless nylon made hinges affixed to the pilasters. Nylon made coat hook and lock set are provided with each door. All the doors will have rubber sponge lining at their vertical ends.						
PILASTERS						
All pilasters will be made of 12 mm thick Merino HPL compact panel with chamfered edge and completed with stainless steel/nylon made thumb turn lock set. Nylon made adjustable legs are used to anchor the pilasters to the floor. The bottom gap will be 150mm.						
DIVIDERS						
All intermediate partitions or dividers will be made of 12 mm thick Merino HPL compact laminate panels. They are affixed with stainless steel/aluminum made U-channel at their vertical ends for ultimate stability of the system.						
HARDWARE AND ACCESSORIES						
<ul style="list-style-type: none"> • *Corner joinery section, size to be 40 x 16.5 x 1.8T. U-Channel Wall joinery section, size to be 22 x 16 x 1.6T. Door stopper section, size to be 21 x 12.5 x 1.6T • Nylon Polyamide grade 6 adjustable pedestal footing of base minimum diameter 70 mm, giving a clearance height of min 150 mm to max 200 mm • Self closing hinges (gravity mechanism) made from nylon polyamide grade 6. Colour to be as per specifications • Round Coat hook with base diameter 53 mm made from nylon polyamide grade 6. Colour to be as per specifications • Round Door knob diameter 48 mm with thumb-recess made from Nylon polyamide grade 6. Colour to be as per specifications • Lock set locking system with privacy indicator made from stainless steel grade 304. Surface finish to be lacquer type • Anti-noise rubber padding • SS grade 304 screws • Anti-rotation nylon polyamide grade 6 expandable wall plugs • The work shall complete as per drawing , under supervision of engineer in-charge and company experts" 						
STANDARD SIZES						
Total Height: 1500mm, Width: 900mm, Depth: 1550mm, Door Height: 890mm, Door Width: 750mm, Bottom Gap: 150, Divider Max Height: 1200mm						



BOQ - GENNEXT- BASIC

TOILET CUBICLES AND ASSOCIATED WORKS	QTY.	UNIT	RATE	AMT.	COLOUR	
					C1	C2
SCOPE OF WORK						
Supply and installation of GenNext cubicles of width and depth as per specifications/site drawings. Cubicle height will be 2003 mm.						
ITEM DESCRIPTION						
Made from Merino High Pressure Laminate (HPL) compact panel manufactured as per IS:2046 and EN-438 by applying high pressure on a bunch of kraft papers impregnated with thermosetting phenolic resin and decorative papers, impregnated with thermosetting melamine resin which provide superior scratch, abrasion, heat, chemical, impact, graffiti and moisture resistance along with anti-bacterial properties.						
DOORS						
All doors will be of single colour and made of 12 mm thick Merino HPL compact panel. The doors will have chamfered edges. Each door will be supported by 3 Nylon made hinges affixed to the pilasters. Nylon made coat hook and lock set are provided with each door. All the doors will have rubber sponge lining at their vertical ends.						
PILASTERS						
All pilasters will be made of 12 mm thick Merino HPL compact panel with chamfered edge and completed with Nylon made thumb-turn lock set. Aluminum made door stopper profiles with rubber linings for dampening the noise while door closing will be provided at the vertical ends of the pilasters. Pilasters will be anchored to the floor using Nylon PA - 6 made adjustable legs. The bottom gap will be 150 mm.						
DIVIDERS						
All intermediate partitions or dividers will be made of 12 mm thick Merino HPL compact laminate panels. They are affixed with aluminum made U-channel at their vertical ends for ultimate stability of the system.						
HARDWARE AND ACCESSORIES						
<ul style="list-style-type: none"> • Semi-spherical (Top) head frame structure for surface protection, size to be 50 x 32 x 1.6T. Corner joinery section, size to be 40 x 16.5 x 1.8T. U-Channel Wall joinery section, size to be 22 x 16 x 1.6T. Door stopper section, size to be 21 x 12.5 x 1.6T • Nylon Polyamide grade 6 adjustable pedestal footing of base minimum diameter 70 mm, giving a clearance height of min 150 mm to max 200 mm • Self closing hinges (gravity mechanism) made from nylon polyamide grade 6. Colour to be as per specifications • Round Coat hook with base diameter 53 mm made from nylon polyamide grade 6. Colour to be as per specifications • Round Door knob diameter 48 mm with thumb-recess made from Nylon polyamide grade 6. Colour to be as per specifications • Rotating thumb-turn locking system with privacy indicator locking system made from Nylon polyamide grade 6. Colour to be as per specifications • Anti-noise rubber padding • SS grade 304 screws • Anti-rotation nylon polyamide grade 6 expandable wall plugs • The work shall complete as per drawing , under supervision of engineer in-charge and company experts* 						
STANDARD SIZES						
Total Height: 2003mm, Width: 900mm, Depth: 1550mm, Door Height: 1750mm, Door Width: 600mm, Bottom Gap: 150, Divider Max Height: 1775mm						

BOQ - GENNEXT-PREMIUM

TOILET CUBICLES AND ASSOCIATED WORKS	QTY.	UNIT	RATE	AMT.	COLOUR	
					C1	C2
SCOPE OF WORK						
Supply and installation of GenNext cubicles of width and depth as per specifications/site drawings. Cubicle height will be 1980 mm.						
ITEM DESCRIPTION						
Made from Merino High Pressure Laminate (HPL) compact panel manufactured as per IS:2046 and EN-438 by applying high pressure on a bunch of kraft papers impregnated with thermosetting phenolic resin and decorative papers, impregnated with thermosetting melamine resin which provide superior scratch, abrasion, heat, chemical, impact, graffiti and moisture resistance along with anti-bacterial properties.						
DOORS						
All doors will be of single colour and made of 12 mm thick Merino HPL compact panel. The doors will have chamfered edges. Each door will be supported by 3 stainless steel made hinges affixed to the pilasters. Stainless steel made coat hook and lock set are provided with each door. All the doors will have rubber sponge lining at their vertical ends.						
PILASTERS						
All pilasters will be made of 12 mm thick Merino HPL compact panel with chamfered edge and completed with stainless steel made thumb turn lock set. The pilasters will be anchored to the floor using stainless steel made adjustable legs. SS door stopper profiles with rubber linings for dampening the noise while door closing will be provided at the vertical ends of the pilasters. The bottom gap will be 100mm.						
DIVIDERS						
All intermediate partitions or dividers will be made of 12 mm thick Merino HPL compact laminate panels. They are affixed with stainless steel made U-channel at their vertical ends for ultimate stability of the system.						
HARDWARE AND ACCESSORIES						
<ul style="list-style-type: none"> • Top rail is made of stainless steel grade 304 with a rectangular cross section (Size to be 55 mm x 42 mm x 1.6 mm). Surface finish will be brush type. A thin plastic film is pasted for surface protection • Corner joinery section made from stainless steel grade 304. Surface finish to be brush type. A thin plastic film is pasted for surface protection. Size to be 35 mm x 16.4 mm x 0.8 mm • Wall joinery section with hamming profile made from stainless steel grade 304. Surface finish to be brush type. A thin plastic film is pasted for surface protection. Size to be 21 mm x 16.4 mm x 0.8 mm • Adjustable Pedestal Footing of base diameter 60 mm made from stainless steel grade 316 giving an adjustable height of 100 mm to 150 mm. Surface finish to be lacquer type • Spring loaded butt hinges made from stainless steel grade 304. Surface finish to be matt type. Covers to be lacquer coated • Coat hook with rubber stopper made from stainless steel grade 304. Surface finish to be lacquer type • Round Door knob diameter 30 mm with grooves for better hand grip made from stainless steel grade 304. Surface finish to be lacquer type • Rotating thumb-turn locking system with privacy indicator made from stainless steel grade 304. Surface finish to be lacquer type • Anti-noise rubber padding of thickness 2 mm and width 10 mm" 						
STANDARD SIZES						
Total Height: 1980mm, Width: 900mm, Depth: 1550mm, Door Height: 1750mm, Door Width: 600mm, Bottom Gap: 150, Divider Max Height: 1775mm						



BOQ - STEPPING STONES -BASIC

TOILET CUBICLES AND ASSOCIATED WORKS	QTY.	UNIT	RATE	AMT.	COLOUR	
					C1	C2
SCOPE OF WORK						
Supply and installation of Stepping Stones cubicles of width and depth as per specifications/site drawings. Cubicle height will be 2003 mm.						
ITEM DESCRIPTION						
Made from Merino High Pressure Laminate (HPL) compact panel manufactured as per IS:2046 and EN-438 by applying high pressure on a bunch of kraft papers impregnated with thermosetting phenolic resin and decorative papers, impregnated with thermosetting melamine resin which provide superior scratch, abrasion, heat, chemical, impact, graffiti and moisture resistance along with anti-bacterial properties.						
DOORS						
All doors will be of single colour and made of 12 mm thick Merino HPL compact panel. The doors will have chamfered edges. Each door will be supported by 3 Nylon made hinges affixed to the pilasters. Nylon made coat hook and lock set are provided with each door. All the doors will have rubber sponge lining at their vertical ends.						
PILASTERS						
All pilasters will be made of 12 mm thick Merino HPL compact panel with chamfered edge and completed with Nylon made thumb turn lock set. The pilasters will be anchored to the floor using Nylon made adjustable legs. Aluminum made door stopper profiles with rubber linings for dampening the noise while door closing will be provided at the vertical ends of the pilasters. The bottom gap will be 150mm.						
DIVIDERS						
All intermediate partitions or dividers will be made of 12 mm thick Merino HPL compact laminate panels. They are affixed with Aluminium made U-channel at their vertical ends for ultimate stability of the system.						
HARDWARE AND ACCESSORIES						
<ul style="list-style-type: none"> Semi-spherical (Top) head frame structure for surface protection, size to be 50 x 32 x 1.6T. Corner joinery section, size to be 40 x 16.5 x 1.8T. U-Channel Wall joinery section, size to be 22 x 16 x 1.6T. Door stopper section, size to be 21 x 12.5 x 1.6T Nylon Polyamide grade 6 adjustable pedestal footing of base minimum diameter 70 mm, giving a clearance height of min 150 mm to max 200 mm Self closing hinges (gravity mechanism) made from nylon polyamide grade 6. Colour to be as per specifications Round Coat hook with base diameter 53 mm made from nylon polyamide grade 6. Colour to be as per specifications Round Door knob diameter 48 mm with thumb-recess made from Nylon polyamide grade 6. Colour to be as per specifications Rotating thumb-turn locking system with privacy indicator locking system made from Nylon polyamide grade 6. Colour to be as per specifications Anti-noise rubber padding SS grade 304 screws Anti-rotation nylon polyamide grade 6 expandable wall plugs The work shall complete as per drawing , under supervision of engineer in-charge and company experts 						
STANDARD SIZES						
Total Height: 2003mm, Width: 900mm, Depth: 1550mm, Door Height: 1300mm, Door Width: 600mm, Bottom Gap: 150, Divider Max Height: 1775mm						

BOQ - STEPPING STONES -PREMIUM

TOILET CUBICLES AND ASSOCIATED WORKS	QTY.	UNIT	RATE	AMT.	COLOUR	
					C1	C2
SCOPE OF WORK						
Supply and installation of Stepping Stones cubicles of width and depth as per specifications/site drawings. Cubicle height will be 1980 mm						
ITEM DESCRIPTION						
Made from Merino High Pressure Laminate (HPL) compact panel manufactured as per IS:2046 and EN-438 by applying high pressure on a bunch of kraft papers impregnated with thermosetting phenolic resin and decorative papers, impregnated with thermosetting melamine resin which provide superior scratch, abrasion, heat, chemical, impact, graffiti and moisture resistance along with anti-bacterial properties.						
DOORS						
All doors will be of single colour and made of 12 mm thick Merino HPL compact panel. The doors will have chamfered edges. Each door will be supported by 3 stainless steel made hinges affixed to the pilasters. Stainless steel made coat hook and lock set are provided with each door. All the doors will have rubber sponge lining at their vertical ends.						
PILASTERS						
All pilasters will be made of 12 mm thick Merino HPL compact panel with chamfered edge and completed with stainless steel made thumb turn lock set. The pilasters will be anchored to the floor using stainless steel made adjustable legs. SS door stopper profiles with rubber linings for dampening the noise while door closing will be provided at the vertical ends of the pilasters. The bottom gap will be 100mm.						
DIVIDERS						
All intermediate partitions or dividers will be made of 12 mm thick Merino HPL compact laminate panels. They are affixed with stainless steel made U-channel at their vertical ends for ultimate stability of the system.						
HARDWARE AND ACCESSORIES						
<ul style="list-style-type: none"> Top rail is made of stainless steel grade 304 with a rectangular cross section (Size to be 55 mm x 42 mm x 1.6 mm). Surface finish will be brush type. A thin plastic film is pasted for surface protection Corner joinery section made from stainless steel grade 304. Surface finish to be brush type. A thin plastic film is pasted for surface protection. Size to be 35 mm x 16.4 mm x 0.8 mm Wall joinery section with hamming profile made from stainless steel grade 304. Surface finish to be brush type. A thin plastic film is pasted for surface protection. Size to be 21 mm x 16.4 mm x 0.8 mm Adjustable Pedestal Footing of base diameter 60 mm made from stainless steel grade 316 giving an adjustable height of 100 mm to 150 mm. Surface finish to be lacquer type Spring loaded butt hinges made from stainless steel grade 304. Surface finish to be matt type. Covers to be lacquer coated Coat hook with rubber stopper made from stainless steel grade 304. Surface finish to be lacquer type Round Door knob diameter 30 mm with grooves for better hand grip made from stainless steel grade 304. Surface finish to be lacquer type Rotating thumb-turn locking system with privacy indicator made from stainless steel grade 304. Surface finish to be lacquer type Anti-noise rubber padding of thickness 2 mm and width 10 mm 						
STANDARD SIZES						
Total Height: 1980mm, Width: 900mm, Depth: 1550mm, Door Height: 1300mm, Door Width: 600mm, Bottom Gap: 150, Divider Max Height: 1775mm						



BOQ - GROWING TREE-BASIC

TOILET CUBICLES AND ASSOCIATED WORKS	QTY.	UNIT	RATE	AMT.	COLOUR	
					C1	C2
SCOPE OF WORK						
Supply and installation of Growing Tree series cubicles of width and depth as per specifications/site drawings. Cubicle height will be __2003__ mm.						
ITEM DESCRIPTION						
Made from Merino High Pressure Laminate (HPL) compact panel manufactured as per IS:2046 and EN-438 by applying high pressure on a bunch of kraft papers impregnated with thermosetting phenolic resin and decorative papers, impregnated with thermosetting melamine resin which provide superior scratch, abrasion, heat, chemical, impact, graffiti and moisture resistance along with anti-bacterial properties.						
DOORS						
All doors will be of single colour and made of 12 mm thick Merino HPL compact panel. The doors will have chamfered edges. Each door will be supported by 3 nylon made hinges affixed to the pilasters. Nylon made coat hook and lock set are provided with each door. All the doors will have rubber sponge lining at their vertical ends.						
PILASTERS						
"All pilasters will be made of 12 mm thick Merino HPL compact panel with chamfered edges and completed with nylon made thumb turn lock set. The pilasters will be anchored to the floor using nylon made adjustable legs. Aluminum made door stopper profiles with rubber linings for dampening the noise while door closing will be provided at the vertical ends of the pilasters."						
DIVIDERS						
All intermediate partitions or dividers will be made of 12 mm thick Merino HPL compact laminate panels. They are affixed with aluminum made U-channel at their vertical ends for ultimate stability of the system.						
HARDWARE AND ACCESSORIES						
<ul style="list-style-type: none"> • Semi-spherical (Top) head frame structure for surface protection, size to be 50 x 32 x 1.6T. Corner joinery section, size to be 40 x 16.5 x 1.8T. U-Channel Wall joinery section, size to be 22 x 16 x 1.6T. Door stopper section, size to be 21 x 12.5 x 1.6T • Nylon Polyamide grade 6 adjustable pedestal footing of base minimum diameter 70 mm, giving a clearance height of min 150 mm to max 200 mm • Self closing hinges (gravity mechanism) made from nylon polyamide grade 6. Colour to be as per specifications • Round Coat hook with base diameter 53 mm made from nylon polyamide grade 6. Colour to be as per specifications • Round Door knob diameter 48 mm with thumb-recess made from Nylon polyamide grade 6. Colour to be as per specifications • Rotating thumb-turn locking system with privacy indicator locking system made from Nylon polyamide grade 6. Colour to be as per specifications • Anti-noise rubber padding • SS grade 304 screws • Anti-rotation nylon polyamide grade 6 expandable wall plugs • The work shall complete as per drawing , under supervision of engineer in-charge and company experts" 						
STANDARD SIZES						
Total Height: 2003mm, Width: 910mm, Depth: 1550mm, Door Height: 1800/1550mm, Door Width: 610mm, Bottom Gap: 150, Divider Max Height: 1775mm						

BOQ - GROWING TREE-PREMIUM

TOILET CUBICLES AND ASSOCIATED WORKS	QTY.	UNIT	RATE	AMT.	COLOUR	
					C1	C2
SCOPE OF WORK						
Supply and installation of Growing Tree series cubicles of width and depth as per specifications/site drawings. Cubicle height will be __2003__ mm.						
ITEM DESCRIPTION						
Made from Merino High Pressure Laminate (HPL) compact panel manufactured as per IS:2046 and EN-438 by applying high pressure on a bunch of kraft papers impregnated with thermosetting phenolic resin and decorative papers, impregnated with thermosetting melamine resin which provide superior scratch, abrasion, heat, chemical, impact, graffiti and moisture resistance along with anti-bacterial properties.						
DOORS						
All doors will be of single colour and made of 12 mm thick Merino HPL compact panel. The doors will have chamfered edges. Each door will be supported by 3 nylon made hinges affixed to the pilasters. Nylon made coat hook and lock set are provided with each door. All the doors will have rubber sponge lining at their vertical ends.						
PILASTERS						
All pilasters will be made of 12 mm thick Merino HPL compact panel with chamfered edges and completed with nylon made thumb turn lock set. The pilasters will be anchored to the floor using nylon made adjustable legs. Aluminum made door stopper profiles with rubber linings for dampening the noise while door closing will be provided at the vertical ends of the pilasters.						
DIVIDERS						
All intermediate partitions or dividers will be made of 12 mm thick Merino HPL compact laminate panels. They are affixed with aluminum made U-channel at their vertical ends for ultimate stability of the system.						
HARDWARE AND ACCESSORIES						
<ul style="list-style-type: none"> • Top rail is made of stainless steel grade 304 with a rectangular cross section (Size to be 55 mm x 42 mm x 1.6 mm). Surface finish will be brush type. A thin plastic film is pasted for surface protection • Corner joinery section made from stainless steel grade 304. Surface finish to be brush type. A thin plastic film is pasted for surface protection. Size to be 35 mm x 16.4 mm x 0.8 mm • Wall joinery section with hamming profile made from stainless steel grade 304. Surface finish to be brush type. A thin plastic film is pasted for surface protection. Size to be 21 mm x 16.4 mm x 0.8 mm • Adjustable Pedestal Footing of base diameter 60 mm made from stainless steel grade 316 giving an adjustable height of 100 mm to 150 mm. Surface finish to be lacquer type • Spring loaded butt hinges made from stainless steel grade 304. Surface finish to be matt type. Covers to be lacquer coated • Coat hook with rubber stopper made from stainless steel grade 304. Surface finish to be lacquer type • Round Door knob diameter 30 mm with grooves for better hand grip made from stainless steel grade 304. Surface finish to be lacquer type • Rotating thumb-turn locking system with privacy indicator made from stainless steel grade 304. Surface finish to be lacquer type • Anti-noise rubber padding of thickness 2 mm and width 10 mm" 						
STANDARD SIZES						
Total Height: 2003mm, Width: 910mm, Depth: 1550mm, Door Height: 1800/1550mm, Door Width: 610mm, Bottom Gap: 150, Divider Max Height: 1775mm						



BOQ - PD DOORS

TOILET CUBICLES AND ASSOCIATED WORKS	QTY.	UNIT	RATE	AMT.	COLOUR	
					C1	C2
<p>SCOPE OF WORK</p> <p>Supply and installation of Besco by Merino PD doors series cubicles of width and depth as per specifications/site drawings. PD Door height to be 1980/2100 mm.</p>						
<p>ITEM DESCRIPTION</p> <p>DOORS</p> <p>Made from solid grade compact high pressure laminate as per IS:2046 manufactured under high specific pressure >5 MPa and temperature 120°C with bunch of kraft papers, impregnated with thermosetting phenolic resin and decorative papers made of cellulose fiber, impregnated with thermosetting melamine resin which provides superior scratch, abrasion, heat, chemical, impact, graffiti and moisture resistance along with anti-bacterial properties. Panels have a black core that when machined, presents a distinctive black edge. Panel thickness 12 mm. Design No. as specified by Arch./Engr. in suede finish. Size of panels to be as per drawing.</p>						
<p>HARDWARE AND ACCESSORIES</p> <ul style="list-style-type: none"> Specially designed D-shape wall mounted pole made from extruded grade aluminum alloy 6063/HE9/T-6 and epoxy powder coated (colour as per specifications) for surface protection. Size to be 46 x 41 x 2T Matching profile and colour nylon polyamide-6 caps to cover Aluminum poles Self closing hinges (Gravity mechanism) made from nylon polyamide grade 6. Colour to be as per specifications Round coat hook with base diameter 53 mm made from nylon polyamide grade 6. Colour to be as per specifications Round door knob diameter 48 mm with thumb-recess made from nylon polyamide grade 6. Colour to be as per specifications Latch locking system with privacy indicator made from nylon polyamide grade 6. Colour to be as per specifications Anti-noise rubber padding SS grade 304 screws Anti-rotation Nylon polyamide grade 6 expandable wall plugs 						
<p>PD DOORS SERIES: STD. SIZES</p> <p>(H x W): 2100 mm x 750 mm (Height is including 150 mm gap from bottom)</p>						
		Nos.				

LOCKER SYSTEM SPECIFICATION

DESCRIPTION				UNIT	QTY.	REMARK
<p>MODEL TYPE - LOCKER SYSTEM URO MODESTY PANEL SERIES (COMPARTMENT'S DIMENSION) SIZE OF LOCKER SYSTEM: 1800 MM(H) X 300 MM(W) X 450 MM(D)</p>						
TYPE	DESCRIPTION	HANGING LENGTH (MM)	DOOR SIZE (MM)			
A1	Single door locker unit. Conventional style with hat and hanging space. Any application.	1400	1830			
A2	2 door locker unit. Hanging rail. Any application.	800	915			
A3	2 door locker unit. Hanging rail. Any application.	NA	610			
A4	4 door locker unit. Bag storage.	NA	457			
A5	5 door locker unit. Small bag and personal items.	NA	366			
S	2 door interlocking type. Extra long hanging length. Suitable for: Uniforms and dresses. Designed for Hospital staff, nurses etc.	1000	1045			
C	Single door locker unit. For use on high plinth. Hanging and bad storage.	NA	1380			
3	Open storage compartment in 3 shelves.	NA	460			
B	Bench attached to locker.	NA	NA			
<p>MATERIALS</p> <p>All accessories shall be made of SS and Aluminum. The door, side & back and top & bottom shall be High Pressure Laminates (HPL) Compact Board.</p> <p>Merino Grade HPL compact board are manufactured from sheet of special kraft and décor paper, impregnated with thermosetting synthetic resins which are together under heat and high pressure (110 Kg/cm² at temperature of about 150°C). Merino HPL compact board has laminates on both sides with suede finishes melamine. The performance of the board is tested according to Standards EN438 - 4 (Equivalent to Indian standard IS-2046) (Boiling Water, Fire Rate, Impact, Stain, and Scratch).</p>						
<p>DOORS</p> <p>All doors shall be of 9 mm or 12 mm thick HPL compact board.</p>						
<p>SIDE AND BACK DIVIDER</p> <p>All doors shall be of 3 mm thick HPL compact board.</p>						
<p>TOP AND BOTTOM DIVIDER</p> <p>All doors shall be of 9 mm thick HPL compact board.</p>						
<p>ACCESSORIES</p> <p>Each restroom cubicle will be equipped with the following accessories Standard - Aluminum + SS.</p> <p>Lockset Hanger Rod (If required) SS Hinges Aluminum Interlocking supporting frame</p>						
<p>MERINO'S FULL SERVICE CONCEPT</p> <p>Merino will assist in every stage of the project. Full service concept is your assurance for a successful completion and peace of mind in project development.</p>						
<p>FULL SERVICE</p> <p>1. Identification of the project requirement 2. Design advisory 3. Product and solution proposal 4. Specification writing 5. Project estimation 6. CAD layout drawings 7. Delivery 8. Installation 9. After sales support 10. Warranty 11. Maintenance 12. Complementary products and services</p>				Nos.		



SUPPORT GRAB BAR SYSTEM SPECIFICATION

DESCRIPTION		UNIT	QTY.	REMARK
MODEL TYPE - SUPPORT GRAB BAR SYSTEM				
SUPPORT GRAB BAR SYSTEM (COMPARTMENT'S DIMENSION)				
TYPE	STANDARD DIMENTION			
L Type Support	Art. 822 Art. 822/L Art. 822/LA	220 (300)* x 520 (600)* 320 (400)* x 720 (800)* 400 (480)* x 1160 (1240)*		
Grab Bar with Intermediate Wall Support	Art. 823/B Art. 823/BL	1379 (1450)* 1570 (1650)*		
Vertical and Horizontal Safety Support	Art. 840 Art. 840/A Art. 840/B Art. 840/C Art. 840/D	370 (450)* 570 (650)* 770 (850)* 970 (1050)* 1170 (1250)*		
Basin Guard Rail	Art. 840/L	400 (480)* x 250*		
MATERIAL All accessories shall be made of seamless bacteria resistance grade polyamide (nylon) of diameter 30 mm x 3.2 mm.				
MERINO'S FULL SERVICE CONCEPT MERINO will assist in every stage of the project. Full service concept is your assurance for a successful completion and peace of mind in project development.				
FULL SERVICE 1. Identification of the project requirement 2. Design advisory 3. Product and solution proposal 4. Specification writing 5. Project estimation 6. CAD layout drawings 7. Delivery 8. Installation 9. After sales support 10. Warranty 11. Maintenance 12. Complementary products and services				
			Nos.	

INTERNAL WALL PROTECTION

SHAURYA AS IWC	QTY.	UNIT	RATE	AMT.	COLOUR	
					C1	C2
SCOPE OF WORK Supply and installation of Shaurya Internal Wall Protection System.						
ITEM DESCRIPTION Made from compact high pressure laminate as per IS:2046 manufactured under high specific pressure >5 MPa and temperature >120°C with bunch of kraft papers, impregnated with thermosetting phenolic resin and decorative papers made of Alpha cellulose fiber impregnated with thermosetting melamine resin which provides superior scratch, abrasion, heat, chemical, impact, graffiti and moisture resistance along with anti-bacterial properties. Panels have a black core that when machined, presents a distinctive black edge. Panel thickness 9 mm. Design No. as specified by Arch./Engr. in suede finish. Size of panels to be as per drawing.						
HARDWARE AND ACCESSORIES						
<ul style="list-style-type: none"> • Specially designed Aluminum A1: For top profile and side profile • D1: For top and side supporting profile • G4: For separator profile of two panel • A16: For bottom support • F1: For corner profile with square SS rod for impact force resistance • Moisture barrier film 						
			Nos.			



CONTACT

REGISTERED OFFICE

5, Alexandra Court, 60/1, Chowringhee Road, Kolkata - 700 020, India
Ph.: 033-22901214/1215
E-mail: merinokol@merinoindia.com

MARKETING OFFICE

70, KLJ Complex, 2nd Floor, Moti Nagar, New Delhi - 110 015, India
Ph.: 011-45557000, 25107617
E-mail: merinodelhi@merinoindia.com

FACTORY OFFICES

HAPUR: Village-Achheja, P.O. Hapur - 245 101
Distt. Hapur, U.P., India
Ph.: 0122-3082500, 2308601
E-mail: merinohapur@merinoindia.com
(FSC COC certified)

ROHAD: 44 K.M. Stone, Delhi-Rohtak Road, Rohad,
Distt. Jhajjar, Haryana - 124 501, India
Ph. : 01276 - 221000, 304900
E-mail: merinorohad@merinoindia.com
(FSC COC certified)

HOSUR: Bagalur Road, Kalahasthipuram Village,
Hosur Taluk, Distt. Krishnagiri,
Tamil Nadu - 635 103, India
Ph.: 04344-293545, 327765
E-mail: merinohosur@merinoindia.com
(FSC COC certified)

DAHEJ: Plot No. D2/CH/36, Dahej II Industrial Estate,
Village Vadala, P.O. Dahej, Distt. Bharuch, Gujarat - 392 130
Ph.: +91-7283888832

BRANCH OFFICES

AHMEDABAD: Ph.: 079-30075775, 26589511
E-mail: merinoahm@merinoindia.com

BENGALURU: Ph.: 080-42418000
E-mail: merinobl@merinoindia.com

BHUBANESWAR: Ph.: 0674-3255594, 2597795
E-mail: merinobbsr@merinoindia.com

CHANDIGARH: Ph.: +91-7087001162/63
E-mail: merinochd@merinoindia.com

CHENNAI: Ph.: 044-49303333, 49303300
E-mail: merinoch@merinoindia.com

COIMBATORE: Ph.: 0422-4243333
E-mail: merinocbt@merinoindia.com

INDORE: Ph.: 073-12862272

LUDHIANA: Ph.: +91-7347025195
E-mail: merinoludhiana@merinoindia.com

NEW DELHI: Ph.: 011-30515300, 25448011
E-mail: merinopg@merinoindia.com

HYDERABAD: Ph.: 040-27901103, 1202, 1203, 64590033
E-mail: merinohyd@merinoindia.com

JAIPUR: Ph.: 0141-2206159, 2209505, 2209506
E-mail: merinojaipur@merinoindia.com

KOCHI: Ph.: 0484-2398265, 2397972, 4183301/4183333
E-mail: merinokochi@merinoindia.com

MUMBAI: Ph.: 022-67991970/71/72
E-mail: merinomum@merinoindia.com

NAGPUR: Ph.: 0712-2436372, 2457123
E-mail: merinonagpur@merinoindia.com

PUNE: Ph.: 020-24212025, 24214025
E-mail: merinopune@merinoindia.com

TINSUKIA: Ph.: 0374-2338975, 2340975

VIJAYAWADA: Ph.: +91-91 9686446121
E-mail: merinohyd@merinoindia.com