



Compact
Laminates

**REVITALIZE YOUR SPACES WITH
COLOURFUL, DURABLE, STYLISH
& AFFORDABLE COMPACTS**

INDEX

S. NO.	DESIGN	NAME	SIZE	CATEGORY	PAGE
1.	11XL	Black	▲ ■	DP	2
2.	13XL	Egg White	▲ ■	LP	1
3.	15XL	Yellow		LP	2
4.	17XL	Mysore Ivory	▲ ■	LP	1
5.	107XL	Montreux Nussbaum			3
6.	426XL	Evoque Oak			3
7.	459XL	Lancelot Oak			3
8.	461XL	Veneto			6
9.	478XL	Tivoli			6
10.	479XL	Tivoli		P	6
11.	534XL	Canyon Baffin Oak			10
12.	550XL	Letizia		P	6
13.	573XL	Breccia Agrippina		P	6
14.	580XL	Santiago	▲ ■		3
15.	601XL	New Artic White	▲ ■	DP	1
16.	603XL	Dark Grey	▲ ■	DP	2
17.	605XL	Burgandy	▲ ■	DP	2
18.	606XL	Green	▲ ■		2
19.	617XL	Olive Green	▲ ■		2
20.	637XL	Brooklyn	▲ ■	P	5
21.	640XL	Canyon Vintage Pine	▲ ■	P	3
22.	642XL	Canyon Monument Oak	▲ ■	P	3
23.	644XL	Canyon Monument Oak	▲ ■		3
24.	646XL	Belidor	▲ ■		6
25.	651XL	Stucco	▲ ■		6
26.	654XL	Statuario Venato	▲ ■		6
27.	657XL	Kubikus	▲ ■	P	6
28.	658XL	Tabo Slate	▲ ■	P	7
29.	659XL	Metalic Oxid	▲ ■	P	7
30.	660XL	Metalic Oxid	▲ ■		7
31.	661XL	Grey Stone	▲ ■		7
32.	664XL	Textstone	▲ ■		7
33.	665XL	Walnut Rigato	▲ ■	P	3
34.	667XL	Cement	▲ ■	P	7
35.	669XL	Maremma	▲ ■	P	7
36.	671XL	Grey Caspio	▲ ■		7
37.	672XL	Grey Caspio	▲ ■		10
38.	677XL	Abbey Road	▲ ■	P	7
39.	679XL	Delano Eiche	▲ ■	P	3
40.	680XL	Canyon Atlantic Oak	▲ ■	P	4
41.	683XL	Abbey Road (light)	▲ ■		8
42.	684XL	Stromboli	▲ ■	P	8
43.	685XL	Mandu Slate	▲ ■		8
44.	686XL	Mandu Slate	▲ ■		8
45.	687XL	Mandu Slate	▲ ■	P	8
46.	698XL	Apple Crates	▲ ■		4
47.	720XL	Ebony	▲ ■		2
48.	801XL	D. Grey		DP	2
49.	805XL	Pompu Slate			10
50.	851XL	Cold White	▲ ■	LP	1
51.	853XL	Royale Blue		DP	2
52.	855XL	Ivory		LP	1
53.	856XL	Frosty White	▲ ■	LP	1
54.	857XL	Orange		DP	2
55.	859XL	Beige / Peanut		LP	1
56.	860XL	Silver Grey		LP	1
57.	861XL	Gothic Grey		DP	2
58.	862XL	Slate Grey		DP	1
59.	864XL	Mango		DP	2
60.	865XL	Parrot Green		DP	2
61.	867XL	Greyish Blue		DP	2
62.	869XL	Green		DP	2
63.	871XL	Beige (Irish Cream)	▲ ■	LP	1
64.	872XL	Vodafone Red		DP	2
65.	873XL	D.Grey		DP	1
66.	877XL	Almond Mix			8
67.	878XL	Granite			8
68.	879XL	Brun Moyen		DP	1
69.	883XL	Puntinella		P	8

S. NO.	DESIGN	NAME	SIZE	CATEGORY	PAGE
70.	884XL	Blue		DP	2
71.	885XL	Grey	▲ ■	LP	1
72.	886XL	Light Grey	▲ ■	LP	1
73.	887XL	Grey		DP	1
74.	888XL	Crème Moyen		DP	1
75.	889XL	Dark Grey		DP	2
76.	894XL	Douglas Pine		P	4
77.	899XL	Arusha Wenge			4
78.	901XL	Straight Grained Wenge(red)		P	4
79.	905XL	Noce Versailles		P	4
80.	906XL	Moldau Acacia		P	4
81.	907XL	Moldau Acacia		P	4
82.	909XL	Bavarian Beech			5
83.	910XL	Criaza Pear	▲ ■	P	5
84.	912XL	Noce Versailles		P	5
85.	917XL	Noce Versailles		P	5
86.	918XL	Manhattan		P	8
87.	919XL	Manhattan		P	9
88.	920XL	Canyon Painted Metal		P	5
89.	921XL	Torano	▲ ■	P	9
90.	922XL	Scotia Oak			5
91.	923XL	Osiris		P	9
92.	924XL	Manhattan	▲ ■	P	9
93.	925XL	Textstone			9
94.	926XL	Venice		P	9
95.	927XL	Grey Caspio		P	9
96.	928XL	Canyon Painted Metal		P	9
97.	929 XL	Topline		P	9
98.	930 XL	Nero Tunisi		P	10
99.	931 XL	Bianco Onyx		P	10
100.	932 XL	Skadi		P	10
101.	933 XL	Nexus		P	10
102.	934 XL	Nexus		P	5
103.	935 XL	Yokshire Chestnut		P	5
104.	EXP-51XL	Novecento Pine	▲ ■	P	4

LP = LIGHT PLAIN

DP = DARK PLAIN

P = PRINT

**FULL RANGE AVAILABLE IN
3670 X 1860mm & 4300 X 1860mm**

▲ = In size 2440 x 1220mm and 3050 x 1220mm also
■ = In size 3050 x 1300mm also

CORE

S. NO.	NAME	PAGE
1.	Natural Core	12
2.	Black Core	12
3.	Light Grey Core	12
4.	Egg White Core	12
5.	Desert Beige Core	12
6.	Off White Core	12

FINISH

S. NO.	NAME	PAGE
1.	Suede/SF	12
2.	Bright Stone	12
3.	Italian Stone	12
4.	Rock Wood	12
5.	Selva	12
6.	Lava	12



ABOUT US

Crown Décor, a Royal Touche Laminates Group company, is a niche luxury HPL producer which was launched in 1978 with the idea that a laminate has unlimited potential in surface décor. Crown has made people look at laminates as a resilient and flexible product with a complete makeover for laminate market with unparalleled endless design and textures. The product portrays a rich luxurious feel that adds aesthetic value to any interiors/exterior space and makes the lives of architects, Interior designers and End users easy to discover the magic that laminates can create.

With over 40 years of experience in manufacturing, the group has 9 production lines in 5 different sizes. It produces over 25 million square meters of HPL per annum in several vertical of HPL. It has its presence in more than 70 countries as well as strong domestic market.

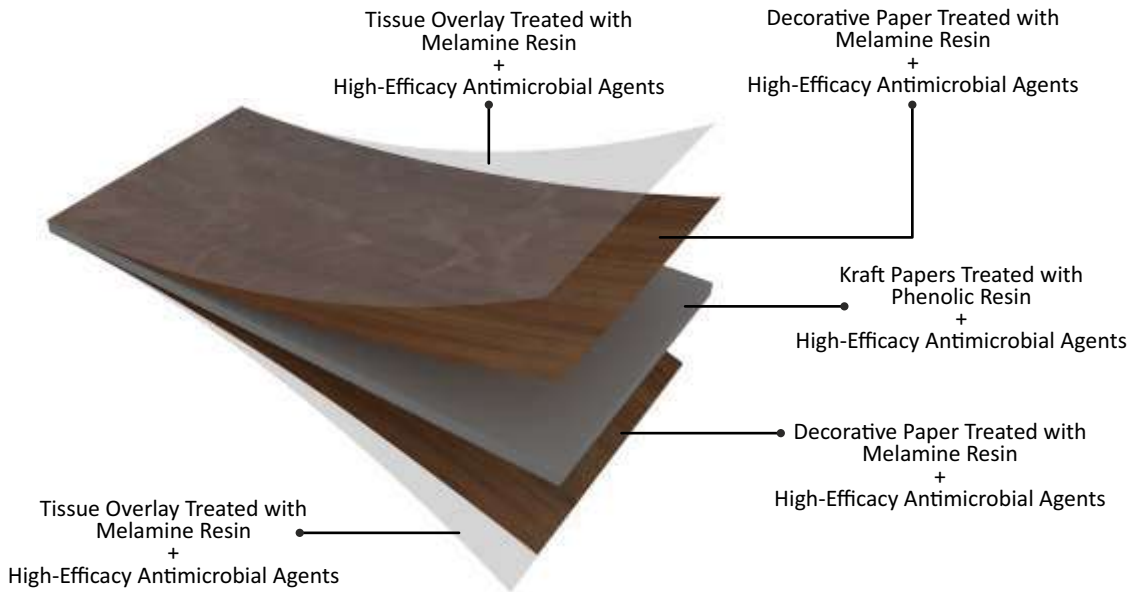
Compact laminate is one of the prime products which is available in 5 different sizes, in about 100 colors with surface finish in size 3670mm x1860mm(6'x12') plus 4300mm x1860mm(6'x14)' and more than 600 colors with over 100 surface finishes in size 2440mm x1220mm(4'x8'). 1220mm x3050(4'x10) and 1300mm x3050mm(4.25'x10') in thickness from 2 mm to 25 mm. Our product bears CE, En438, NEMA LD3-2005, Green Building, Green Guard, FSC, Fire Rating and Antimicrobial certification.

THE PRODUCT

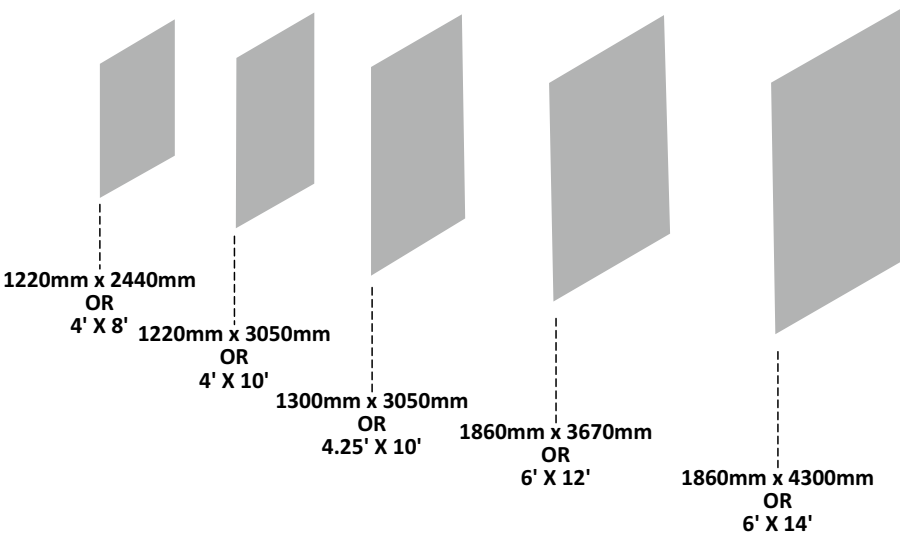
It is a high pressure laminate consisting of layers of cellulose fiber that are impregnated with thermosetting resins and subjected to a high pressure process consisting in the simultaneous application of heat and pressure. This cutting edge technology results in a homogeneous, non-porous material with the required surface finish.

With a density of 1.4gm/cm³, our panels are strong, damage resistant and have remarkable structural stability, needs no substrate support in thickness over 6mm.

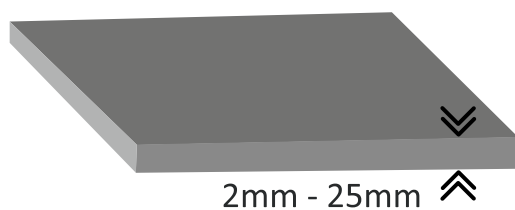
Our compact laminates conforms to EN438:4, NEMA LD3-2005, Green Label, CE and Indian Standards, It meets conformity with European consumer safety, health and environmental requirements.



DIMENSIONS



THICKNESS



DECOR : Double Sided Decor
Single Sided Decor
(available on request)

CORE : Black and Natural
(On request White
and Grey)

FINISH : In size 1860 X 3670mm/6'x12'
1860 X 4300mm/6'x14'
Suede (SF), Bright Stone, Selva,
Italian Stone, Rock Wood and
Lava only

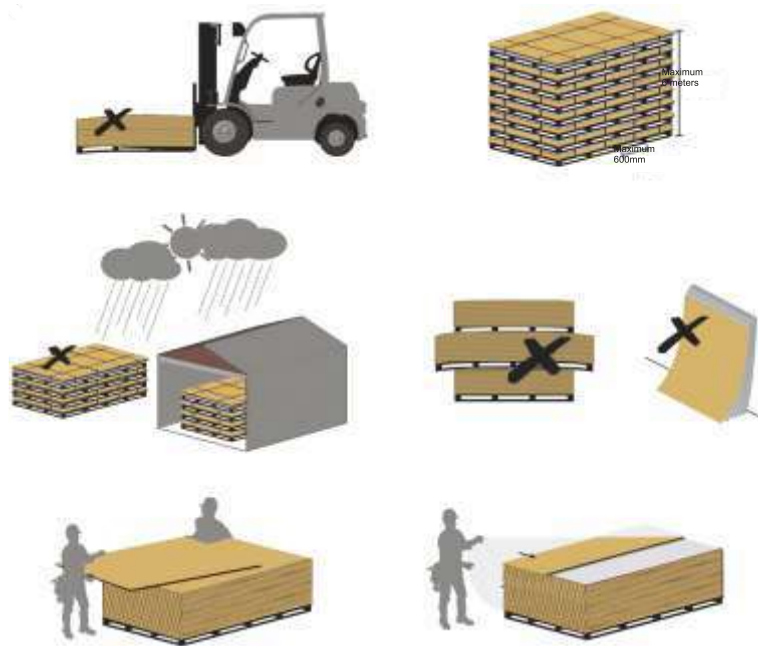
HANDLING AND LOGISTICS

Handle Compact Panels with care in order to not damage the edges and surface of high quality material. In spite of the excellent surface hardness and the protection film applied, the stack weight of the panel could be a possible cause of the damage. Therefore any form of dirt or dust between these panels must be avoided. Panels must be secured against slippages during the transportation. While loading and unloading, the panels must be lifted and not pushed or pulled over the edges.

Compact panels must be stacked horizontally on a flat and stable surface with supporting panels. These panels must lie completely flat on the surface and a cover plate should be kept on the stack. The top cover should be weighed down and must be wrapped by plastic.

These panels are to be stored in a closed room under normal climatic conditions to avoid excess humidity and heat. Appropriate distance should be maintained between each side of the panel.

It is advised to use protection like hand gloves during the handling and installation.



CARE & MAINTENANCE

Crown Compact Laminates are durable, abrasion and impact resistant. They hardly require maintenance under normal use. However proper care makes them more durable to last longer.

- Do not use any sharp objects, chopper, hammer or slice directly on the surface.
- Do not expose the surface directly to hot cookware as well as prevent exposure to heat which may cause delamination of surface from original substrate.
- Do not use cleansing agents and steel wool for cleaning. Instead use natural detergent or cleansing agents. However for difficult stains soft nylon scrub in a circular motion may be used. If the stain still persists, baking soda paste with water can be used carefully and moderately. In some instances acetone (nail polish remover) denatured alcohol or undiluted household bleach can also be used. Any stain as well as cleaning agents must be wiped immediately and should not be allowed to rest for more than two minutes.
- Do not use acid, alkalies, iodine, hair dye, hair tonic etc. which may cause discolouration and deterioration of the surface.
- Do not use any of the above mentioned products on gloss surface laminates.

APPLICATIONS



Schools &
Kindergarten



Restroom
Cubicles



Restaurants
& Café



Malls &
Multiplexes



Changing
Rooms



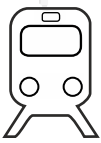
Lockers



Hospitals



Airports



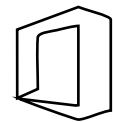
Railway Station
&
Bus Station



Laboratories



Partitions



Office &
Corporate
Complexes



Stadium &
Sports Complexes



Facade/
Cladding

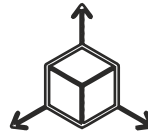
FEATURES



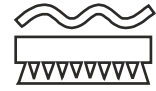
Anti Bacterial



Excellent Self Supporting Feature



Greater Dimensional Stability



Abrasion Resistant



Water Resistant



Flame Retardant



Impact Resistant



Easy to Assemble



Hygienic



Resistant to harmful chemicals



Low Emission of Gases



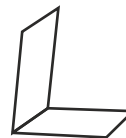
Scratch Resistant



Resistance to Microbial Growth



Easy to Clean



Horizontal/ Vertical Application

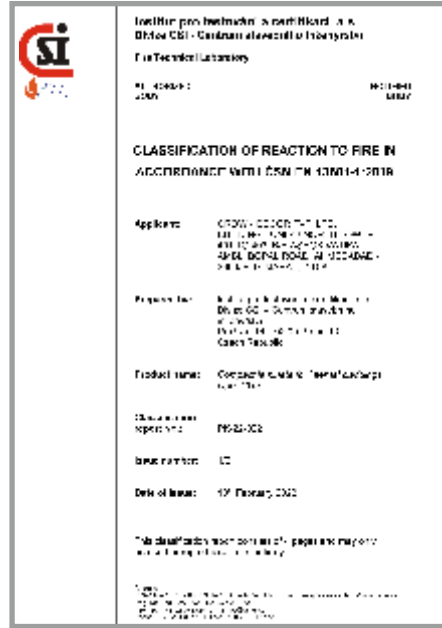


Heat Resistant



Decorative

CERTIFICATIONS



COMPACT LAMINATES TECHNICAL DATA SHEET AS PER CSN EN 438 - 2

TEST NO.	PROPERTIES	TEST METHOD	EN438-2 VALUES	CROWN VALUE
1	Initial Wear Point/Resistance to Surface Wearing	EN 438-2, Section 10	Wear Value \geq 350	400
RESISTANCE TO IMERSION IN BOILING WATER				
2	Increase In Weight	EN 438-2, Section 12	% (MAX) / $2\text{mm} \leq t \leq 5\text{mm}$ $t \geq 5$	0.67
	Increase In Thickness	EN 438-2, Section 12	% (MAX) / $2\text{mm} \leq t \leq 5\text{mm}$ $t \geq 5$	0.58
	Surface Evaluation	EN 438-2, Section 12	Min. Level 4	5
3	Change of Appearance	EN 438-2, Section 14	Min. Level 4	5
4	Effect on the surface after exposure to dry heat	EN 438-2, Section 16	Min. Level 4	4
5	Cumulative dimensional for machine direction	EN 438-2, Section 17	L: MAX. 0.4	0.21
	Cumulative dimensional change perpendicular for machine direction	EN 438-2, Section 17	W: MAX 0.8	0.25
6	Effect on the surface after exposure to wet heat	EN 438-2, Section 18	4	5
7	Impact Resistance	EN 438-2, Section 21	1400mm Height: No Crack	2000mm Height: No Crack
8	Resistance to Crazing	EN 438-2, Section 24	Min. Level 4	4
9	Resistance to Staining	EN 438-2, Section 26	Min. Level 4	5
10	Resistance to Scratching	EN 438-2, Section 25	3N	2N
11	Resistance to Cigarette Burn	EN 438-2, Section 30	Min. Level 3	Level 4
12	Light Fastness / Grey Scale	EN 438-2, Section 27	Min. Level 4	Level 5
13	Flexural Modulus	EN ISO 178	9000	9460
	Flexural Strength	EN ISO 178	80	138
14	Density	EN ISO 1183-1	MIN. 1.35 GR/CM3	1.45
15	Fire Classification	EN 13501-1	D S2 d0 OR BETTER	C s1 d0



APPLICATIONS



SHOWER CUBICLES



URINAL PARTITION



EDUCATIONAL FURNITURE



TOILET CUBICLES

APPLICATIONS



LOCKERS



WORK/TABLE TOPS




VANITY




BENCHES

THE MAGIC OF A COLOUR PALETTE


SOLIDS




Arctic White RC 601XL




Egg White RC 13XL




Cold White RC 851XL



Ivory RC 855XL




Mysore Ivory RC 17XL




Frosty White RC 856XL




Grey RC 885XL




Peanut RC 859XL



Beige(Irish Cream) RC 871XL



Light Grey RC 886XL




Creme Moyen RC 888XL



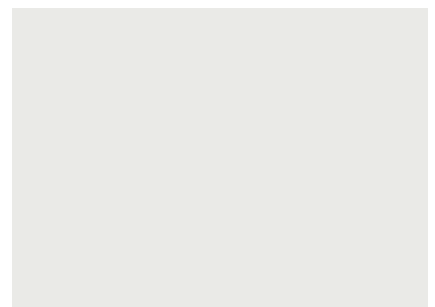
Grey RC 887XL



Brun Moyen RC 879XL



Slate Grey RC 862XL



Silver Grey RC 860XL



D.Grey RC 873XL

SOLIDS




Gothic Grey

RC 861XL



Black

RC 11XL



Dark Grey

RC 603XL



Dark Grey

RC 889XL




D.Grey

RC 801XL



Greyish Blue

RC 867XL



Ebony

RC 720XL




Royale Blue

RC 853XL



Olive Green

RC 617XL



Blue

RC 884XL



Green

RC 869XL




Green

RC 606XL



Parrot Green

RC 865XL




Yellow

RC 15XL



Orange

RC 857XL



Burgundy

RC 605XL



Vodafone Red

RC 872XL



Mango

RC 864XL

PRINTS



RC 107XL
Montreux Nussbaum



RC 426XL
Evoque Oak



RC 459XL
Lancelot Oak



RC 580XL
Santiago



RC 640XL
Canyon Vintage Pine



RC 642XL
Canyon Monument Oak



RC 644XL
Canyon Monument Oak



RC 665XL
Walnut Rigato



RC 679XL
Delano Eiche



PRINTS



RC 680XL
Canyon Atlantic Oak



RC 698XL
Apple Crates



EXP 51
Novecento Pine



RC 894XL
Douglas Pine



RC 899XL
Arusha Wenge



RC 907XL
Moldau Acacia



RC 901XL
Straight Grained
Wenge (Red)



RC 905XL
Noce Versailles



RC 906XL
Moldau Acacia

PRINTS



RC 935XL
Yorkshire Chestnut



RC 909XL
Bavarian Beech



RC 910XL
Criaza Pear



RC 912XL
Noce Versailles



RC 917XL
Noce Versailles



RC 920XL
Canyon Painted Metal



RC 922XL
Scotia Oak



RC 934XL
Nexus



RC 637XL
Brooklyn



PRINTS



RC 461XL
Veneto




RC 478XL
Tivoli



RC 479XL
Tivoli



RC 550XL
Letizia



RC 573XL
Breccia Agrippina



RC 646XL
Belidor



RC 651XL
Stucco



RC 654XL
Statuario Venato



RC 657XL
Kubikus



PRINTS



RC 658XL
Tabo Slate



RC 659XL
Metalic Oxid



RC 660XL
Metalic Oxid



RC 661XL
Grey Stone



RC 664XL
Textstone



RC 667XL
Cement



RC 669XL
Maremma



RC 671XL
Grey Caspio



RC 677XL
Abbey Road



PRINTS



RC 683XL
Abbey Road (light)



RC 684XL
Stromboli



RC 685XL
Mandu Slate



RC 686XL
Mandu Slate



RC 687XL
Mandu Slate



RC 877XL
Almond Mix



RC 878XL
Granite



RC 883XL
Puntinella



RC 918XL
Manhattan



PRINTS



RC 919XL
Manhattan



RC 921XL
Torano



RC 923XL
Osiris



RC 924XL
Manhattan



RC 925XL
Texstone




RC 926XL
Venice



RC 927XL
Grey Caspio




RC 928XL
Canyon Painted Metal



RC 929XL
Topline



PRINTS



RC 930XL
Nero Tunisi



RC 931XL
Bianco Onyx



RC 932XL
Skadi



RC 933XL
Nexus



RC 672XL
Grey Caspio



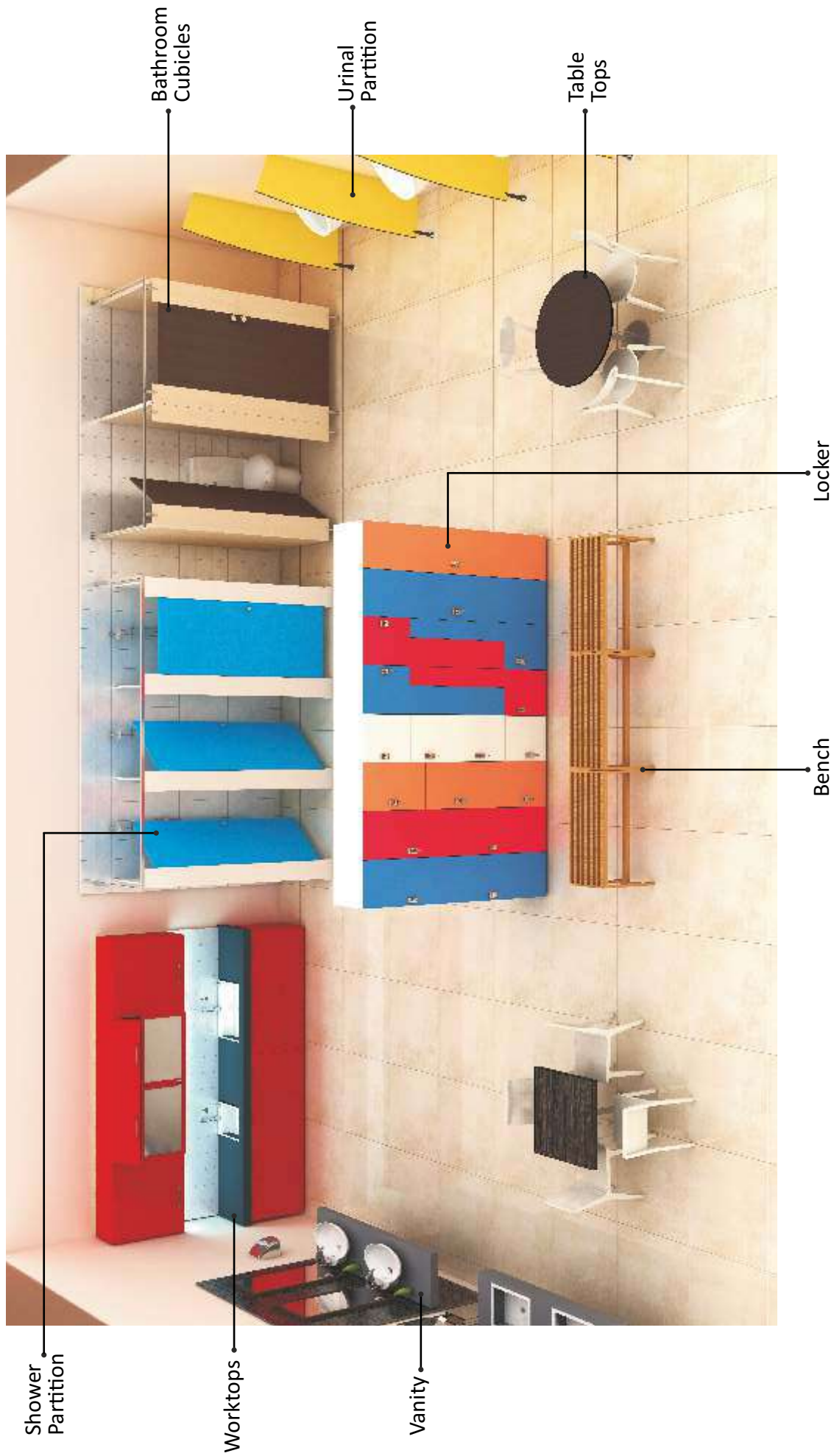
RC 534XL
Canyon Baffin Oak



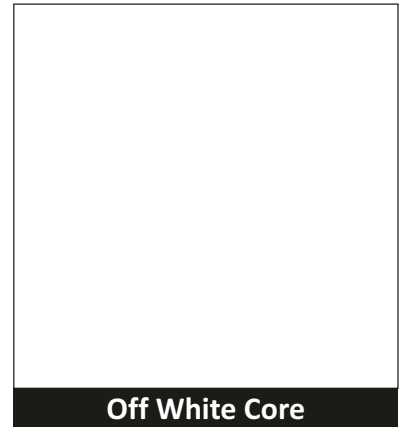



RC 805XL
Pompu Slate







PICTORIAL ILLUSTRATION OF USAGE



CORE



FINISH



CROWN

LAMINATES & BEYOND

CROWN DECOR PVT.LTD.

One42, North Tower,
Suite 401- 403, 4th Floor
Ambli Bopal Road, B/H Ashok Vatika,
Ahmedabad – 380058, Gujarat, India
Contact : +91 79 4001 7979

FACTORY

419/1, Radhe Industrial Estate,
Tajpur Road, Dist. Ahmedabad
Changodar - 382 213, Gujarat, India.

GLOBAL CONTACT POINT

The Regency, Unit 3, 2nd Floor,
6 Hungerford Street, Kolkata-700017, India
Ph : +91 33 4066 0166, 2283 0166
E-mail : kanishka@crownlam.com

